

ANNUAL STATEMENT FOR THE YEAR ENDED DECEMBER 31, 2011
OF THE CONDITIONS AND AFFAIRS OF

FRANKLIN REGIONAL RETIREMENT SYSTEM

Organized under the Laws of the Commonwealth of Massachusetts to the
PUBLIC EMPLOYEE RETIREMENT ADMINISTRATION COMMISSION

Date of Certificate: February 4, 1939

Effective Date: January 1, 1940

Administration Offices located at:

278 Main Street - Suite 311 Greenfield MA 01301

Telephone Number (413) 774-4837

We, the undersigned members of the Franklin Regional Board of Retirement, certify under the penalties of perjury, that we are the official board members of said retirement system, and that on the thirty-first day of December last all of the herein-described assets were the absolute property of said retirement system, free and clear from any liens or claims thereon, except as stated, and the following statements, with the schedules and explanations therein contained, annexed, or referred to, are a full and correct exhibit of all the assets, liabilities, income and disbursements, changes in fund balances and of the conditions and affairs of the said retirement system on the said thirty-first day of December last, and for the year ended on that date, according to the best of our information, knowledge and belief, respectively.

BOARD OF RETIREMENT


First Member - Chair/Treasurer
Term Expires December 31, 2014

Sandra A. Hanks



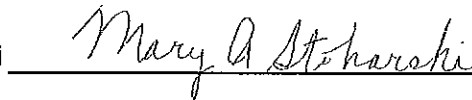
Second Member Appointed by Advisory Council
Term Expires December 31, 2012

Herbert L. Sanderson, Jr.




Third Elected Member
Term Expires December 31, 2014

Mary A. Stokarski




Fourth Elected Member
Term Expires December 31, 2013

David R. Gendron



Fifth Appointed Member
Term Expires June 30, 2015

Paul J. Mokrzecki



INVESTMENT MANAGERS

see attached

INVESTMENT CONSULTANT

Dahab Associates, 450 Washington St, Dedham, MA

CUSTODIAN

Comerica Bank, P.O. Box 75000, Detroit, MI

ANNUAL STATEMENT FOR THE YEAR ENDED DECEMBER 31, 2011

FRANKLIN REGIONAL RETIREMENT SYSTEM

Investment Managers:

Daruma Asset Management, Inc.	80 West 40 th Street, 9 th Floor New York, NY 10018
Rothschild Asset Management Inc.	1251 Avenue of the Americas New York, NY 10020
Income Research & Management	100 Federal Street, 33rd Floor Boston, MA 02110-4106
Pension Reserve Investment Mgmt.	84 State Street, Suite 250 Boston, MA 02109
Prudential Investment Management	8 Campus Drive Parsippany, NJ 07054
Rhumblin Advisors	30 Rowes Wharf, Suite 420 Boston, MA 02110
Seizert Capital Partners	185 Oakland Avenue, Suite 100 Birmingham, MI 48009

**Annual Statement of the Franklin Regional Retirement System for
the Year Ended December 31, 2011**

ANNUAL STATEMENT BALANCE TESTS

1 ASSET BALANCE

Assets Previous Year	\$83,832,847.93
Income Current Year	9,037,363.20
Disbursements Current Year	<u>(8,322,823.87)</u>
Assets Current Year	84,547,387.26

2 ASSET DIFFERENCE

Assets Current Year	\$84,547,387.26
Assets Previous Year	<u>(83,832,847.93)</u>
Difference	\$714,539.33

3 INCOME DIFFERENCE

Income Current Year	\$9,037,363.20
Disbursements Current Year	<u>(8,322,823.87)</u>
Difference	\$714,539.33

4 FUND CHANGE DIFFERENCE

Total Fund Change Credits Current Year	\$11,154,184.49
Total Fund Change Debits Current Year	<u>(10,439,645.16)</u>
Difference	\$714,539.33

**Annual Statement of the Franklin Regional Retirement System for
the Year Ended December 31, 2011**

ASSETS & LIABILITIES

	<u>2011</u>	<u>2010</u>	<u>2009</u>
1 1040 Cash	844,585.01	909,052.91	2,290,581.02
3 1180 Fixed Income Securities	0.00	0.00	0.00
5 1170 Equities (at market value)	11,713,011.94	13,361,147.96	11,363,504.74
6 1172 Pooled Domestic Equity Funds	7,338,112.72	6,586,939.31	5,727,271.38
7 1173 Pooled International Equity Funds	0.00	0.00	0.00
9 1181 Pooled Domestic Fixed Income Funds	10,748,026.51	8,869,330.80	8,184,877.47
13 1194 Pooled Real Estate Funds	3,615,753.89	3,917,016.78	2,290,257.04
18 1199 PRIT Fund	50,125,034.05	49,563,855.27	41,496,600.23
19 1350 Prepaid Expenses	4,349.38	5,128.45	
20 1398 Accounts Receivable (A)	370,870.70	693,568.41	948,223.59
21 1550 Interest Due and Accrued	45.89	46.43	2.37
22 2020 Accounts Payable (A)	<u>(212,402.83)</u>	<u>(73,238.39)</u>	<u>(66,193.32)</u>
Total	84,547,387.26	83,832,847.93	72,235,124.52
Funds:			
1 3293 Annuity Savings Fund	26,819,918.64	26,004,391.75	24,755,610.48
2 3294 Annuity Reserve Fund	7,322,171.29	6,766,401.29	6,418,263.18
3 3295 Military Service Fund	3,488.05	3,481.09	1,796.59
4 3296 Pension Fund	5,661,801.18	5,696,918.11	6,237,301.94
6 3297 Pension Reserve Fund	<u>44,740,008.10</u>	<u>45,361,655.69</u>	<u>34,822,152.33</u>
Total Assets at Market Value	84,547,387.26	83,832,847.93	72,235,124.52

Annual Statement of the Franklin Regional Retirement System for the Year Ended December 31, 2011

	<u>Balance 12/31 Prior Year</u>	<u>Receipts</u>	<u>Interfund Transfers</u>	<u>Disbursements</u>	<u>Balance 12/31 Current Year</u>
3293 Annuity Savings Fund	\$26,004,391.75	3,286,943.00	(\$1,429,531.11)	(\$1,041,885.00)	\$26,819,918.64
3294 Annuity Reserve Fund	\$6,766,401.29	204,281.91	1,431,281.59	(1,079,793.50)	\$7,322,171.29
3296 Pension Fund	\$5,696,918.11	5,336,897.53		(5,372,014.46)	\$5,661,801.18
3295 Military Service Fund	\$3,481.09	6.96	0.00	0.00	\$3,488.05
3298 Expense Fund	\$0.00	829,130.91	0.00	(829,130.91)	\$0.00
3297 Pension Reserve Fund	<u>\$45,361,655.69</u>	<u>63,892.11</u>	<u>(\$1,750.48)</u>	<u>(683,789.22)</u>	<u>\$44,740,008.10</u>
TOTAL ALL FUNDS	\$83,832,847.93	\$9,721,152.42	(\$0.00)	(\$9,006,613.09)	\$84,547,387.26

Annuity Savings Fund to
Pension Reserve Fund to

Annuity Reserve Fund
Annuity Savings Fund

\$1,431,281.59
\$1,750.48

for Retirements
transfers and refunds from 10 Year Write Offs

**Annual Statement of the Franklin Regional Retirement System for
the Year Ended December 31, 2011**

RECEIPTS

	<u>2011</u>	<u>2010</u>	<u>2009</u>
1 Annuity Savings Fund:			
(a) 4891-Members Deductions	\$ 2,780,511.29	\$ 2,799,243.18	\$2,803,190.97
(b) 4892-Transfers From Other Systems	340,446.46	135,888.25	278,300.78
(c) 4893-Member Make Up Payments and Redeposits	42,554.14	61,738.97	53,201.72
(d) 4900-Member Payments from Rollovers	38,619.66	46,797.36	30,730.87
(e) Investment Income Credited to Members Accounts	84,811.45	79,743.18	113,147.43
Subtotal	<u>3,286,943.00</u>	<u>3,123,410.94</u>	<u>3,278,571.77</u>
2 Annuity Reserve Fund			
(a) Investment Income Credited to Annuity Reserve Fund	<u>204,281.91</u>	<u>191,009.52</u>	<u>178,414.71</u>
Subtotal	\$204,281.91	\$191,009.52	\$178,414.71
3 Pension Fund			
(a) 4898-3(8)(c) Reimbursements From Other Systems	292,295.53	264,159.90	240,782.78
(b) 4899-Received From Commonwealth for COLA and Survivor Benefits	90,179.00	100,544.51	96,009.01
(c) 4894-Pension Fund Appropriation	4,954,423.00	4,378,679.44	4,789,108.44
(d) 4840 -Workers' Compensation Settlements	<u>0.00</u>	<u>0.00</u>	<u>16,500.00</u>
Subtotal	5,336,897.53	4,743,383.85	5,142,400.23
4 Military Service Fund			
(a) 4890-Contribution Received from Municipality	-	1,679.11	0.00
(b) Investment Income Credited to Military Service Fund	<u>6.96</u>	<u>5.39</u>	<u>8.94</u>
Subtotal	6.96	1,684.50	8.94
5 Expense Fund			
(a) 4896-Expense Fund Appropriation	0.00	0.00	0.00
(b) Investment Income Credited to Expense Fund	<u>829,130.91</u>	<u>784,072.75</u>	<u>764,256.24</u>
Subtotal	829,130.91	784,072.75	764,256.24
6 Pension Reserve Fund			
(a) 4897-Federal Grant Reimbursement	-	-	0.00
(b) 4895-Pension Reserve Appropriation	54,730.76	494,454.28	0.00
(c) 4822-Interest Not Refunded	8,777.41	3,958.75	9,433.78
(d) 4825-Miscellaneous Income	383.94	1,840.32	4,978.82
(e) Excess Investment Income	<u>(683,789.22)</u>	<u>10,041,619.95</u>	<u>9,717,290.78</u>
Subtotal	<u>-619,897.11</u>	<u>10,541,873.30</u>	<u>9,731,703.38</u>
TOTAL RECEIPTS	<u>9,037,363.20</u>	<u>19,385,434.86</u>	<u>19,095,355.27</u>

**Annual Statement of the Franklin Regional Retirement System for
the Year Ended December 31, 2011**

<u>DISBURSEMENTS</u>	<u>2011</u>	<u>2010</u>	<u>2009</u>
1 Annuity Savings Fund:			
(a) 5757-Refunds to Members	\$594,635.44	\$312,564.22	\$477,358.66
(b) 5756-Transfers to Other Systems	<u>447,249.56</u>	<u>441,656.71</u>	<u>188,938.30</u>
Subtotal	\$1,041,885.00	\$754,220.93	\$666,296.96
2 Annuity Reserve Fund:			
(a) 5750-Annuities Paid	\$1,067,196.96	\$964,187.80	\$883,456.18
(b) 5759-Option B Refunds	<u>\$12,596.54</u>	<u>0.00</u>	<u>0.00</u>
Subtotal	\$1,079,793.50	\$964,187.80	\$883,456.18
3 Pension Fund:			
(a) 5751-Pensions Paid			
Regular Pension Payments	\$4,285,709.50	\$3,989,389.16	\$3,737,332.18
Survivorship Payments	\$261,162.44	\$205,917.51	\$150,347.79
Ordinary Disability Payments	\$21,115.62	\$24,343.92	\$16,302.78
Accidental Disability Payments	\$352,887.26	\$307,017.38	\$306,275.84
Accidental Death Payments	\$67,693.68	\$98,433.37	\$56,213.04
Section 101 Benefits			
(b) 5755-3(8)(c) Reimbursements to Other Systems	\$293,266.96	\$556,670.49	\$514,465.86
(c) 5752-COLA's Paid	90,179.00	103,458.14	96,160.82
(d) 5753-Chapter 389 Beneficiary Increase Paid	0.00	0.00	0.00
Subtotal	<u>\$5,372,014.46</u>	<u>\$5,285,229.97</u>	<u>\$4,877,098.31</u>
4 Military Service Fund:			
(a) 4890-Return to Municipality for Members who withdrew their funds	0.00	0.00	0.00
Subtotal	<u>0.00</u>	<u>0.00</u>	<u>0.00</u>
5 Expense Fund:			
(a) 5118-Board Member Stipend	\$18,000.00	\$18,000.00	\$17,500.00
(b) 5119-Salaries	\$233,572.25	\$230,732.28	\$223,749.23
(c) 5304-Management Fees	\$442,197.97	\$391,767.90	\$362,856.28
(d) 5305-Custodial Fees	\$10,000.00	\$15,070.33	\$16,250.25
(e) 5307-Consultant Fees	\$20,000.00	\$20,000.00	\$20,000.00
(f) 5308-Legal Expenses	\$6,701.00	\$14,941.00	\$39,271.60
(g) 5309-Medical Expenses	\$0.00	\$0.00	\$0.00
(h) 5310-Fiduciary Insurance	\$9,803.50	\$9,498.00	\$8,802.00
(i) 5311-Service Contracts	\$0.00	\$0.00	\$0.00
(j) 5312-Rent	\$17,424.00	\$17,424.00	\$13,385.00
(k) 5315-Professional Services	\$14,450.00	\$16,450.00	
(l) 5320-Education and Training	\$9,238.00	\$1,865.00	
(m) 5589-Administrative Expenses	\$37,686.54	\$42,100.25	\$50,640.68
(n) 5599-Furniture and Equipment	\$7,536.93	\$3,213.22	\$6,727.31
(o) 5719-Travel	\$2,520.72	\$3,010.77	\$5,073.89
Subtotal	<u>\$829,130.91</u>	<u>\$784,072.75</u>	<u>\$764,256.24</u>
TOTAL DISBURSEMENTS	\$8,322,823.87	\$7,787,711.45	\$7,191,107.69

**Annual Statement of the Franklin Regional Retirement System for
the Year Ended December 31, 2011**

Investment Income

	<u>2011</u>	<u>2010</u>	<u>2009</u>
Investment Income Received From:			
(a) Cash (from Schedule 1)	5,539.78	4,327.26	13,839.99
(b) Short Term Investments (from Schedule 2)	-	-	-
(c) Fixed Income Securities (from Schedules 3A and 3C)	-	-	-
(d) Equities (from schedules 4A and 4C)	104,041.58	92,237.28	96,952.88
(e) Pooled Funds (from Schedule 5)	1,746,098.88	1,492,735.11	1,288,217.54
(f) Commission Recapture			
4821- TOTAL INVESTMENT INCOME	<u>1,855,680.24</u>	<u>1,589,299.65</u>	<u>1,399,010.41</u>
Plus:			
4884-Realized Gains (Profits)	2,594,474.68	2,344,974.80	2,276,775.12
4886-Unrealized Gains (Incr. in Market Value)	8,832,163.14	14,549,389.06	15,437,184.98
1550-Interest Due and Accrued- Current Year	45.89	46.43	2.37
	<u>11,426,683.71</u>	<u>16,894,410.29</u>	<u>17,713,962.47</u>
Less:			
4823-Paid Accrued Interest on Fixed Income Securites	-	-	-
4885-Realized Losses	(1,602,666.80)	(564,373.81)	(3,136,569.27)
4887-Unrealized Losses (Decrease in Market Value)	(11,245,208.71)	(6,822,882.97)	(5,203,155.88)
1550-Interest Due and Accrued- Prior Year	(46.43)	(2.37)	(129.63)
	<u>(11,894,921.94)</u>	<u>(7,391,639.15)</u>	<u>(8,470,264.78)</u>
NET INVESTMENT INCOME	434,442.01	11,096,450.79	10,773,118.10
Income Required:			
Annuity Savings Fund (From supplementary schedule)	84,811.45	79,743.18	113,147.43
Annuity Reserve Fund	204,281.91	191,009.52	178,414.71
Expense Fund	829,130.91	784,072.75	764,256.24
Military Service Fund	6.96	5.39	8.94
	<u>1,118,231.23</u>	<u>1,054,830.84</u>	<u>1,055,827.32</u>
TOTAL INCOME REQUIRED	1,118,231.23	1,054,830.84	1,055,827.32
Net Investment Income	434,442.01	11,096,450.79	10,773,118.10
Less Income Required:	<u>(1,118,231.23)</u>	<u>(1,054,830.84)</u>	<u>(1,055,827.32)</u>
EXCESS INCOME TO PENSION RESERVE FUND	(683,789.22)	10,041,619.95	9,717,290.78

**Annual Statement of the Franklin Regional Retirement System for
the Year Ended December 31, 2011**

Schedule A

Detail of Accounts Receivable and Accounts Payable

	<u>Amount</u>	<u>Original Date</u>
<u>Accounts Receivable</u>		
1398 State COLA Receivable	\$43,534.57	12/31/2011
4891 Member Deductions	\$183,409.75	12/31/2011
4894 Pension Fund Appropriation	\$143,926.38	12/31/2011
5119 PrePaid Employee Insurance	\$1,868.61	12/31/2011
5312 PrePaid Rent Expense	\$1,452.00	12/31/2011
5589 PrePaid Administrative Expenses	\$1,028.77	12/31/2011
	<hr/>	
TOTAL RECEIVABLES	\$ 375,220.08	

<u>Accounts Payable</u>		
5119 Salaries	12,428.24	12/31/2011
5304 Management fees	36,452.95	12/31/2011
5305 Custodial Fees	3,988.86	12/31/2011
5307 Investment Consultant	5,000.00	12/31/2011
5308 Legal Expense	276.00	12/31/2011
5315 Professional Services	75.00	12/31/2011
5589 Administrative expense	559.43	12/31/2011
4891 Member Deductions	439.11	12/31/2011
4891 Member Deductions	7,454.65	12/31/2008
5755 3(8)c	139,418.59	12/31/2011
5320 Education and Training	6,310.00	12/31/2011
	<hr/>	
TOTAL PAYABLES	\$ 212,402.83	

Annual Statement of the Franklin Regional Retirement System for Year Ended December 31, 2011

MEMBERSHIP FOR CURRENT YEAR

ACTIVE MEMBERS	Group 1	Group 2&4	TOTAL
Active Membership Dec 31, previous year	970	115	1,085
Inactive Membership Dec.31, previous year	428	83	511
Enrolled during current year	108	8	116
Transfers between groups	-	-	-
Reinstatements of disabled members	-	-	-
SUBTOTAL	1,506	206	1,712
Deduct			
Death	(4)	-	(4)
Withdrawal	(97)	(12)	(109)
Retirements	(29)	(1)	(30)
Adj. for members multiple units	-	-	-
SUBTOTAL	(130)	(13)	(143)
TOTAL	1,376	193	1,569
Active Membership Dec 31, current year	1,023	112	1,135
Inactive Membership Dec.31, current year	353	81	434

.....
 RETIRED MEMBERS, BENEFICIARIES and SURVIVORS

Retired Beneficiary, and Survivor Membership, Dec. 31, previous year	426	46	472
Retirements during the year:			
Superannuation	29	1	30
Ordinary disability	-	-	-
Accidental disability	-	-	-
Termination Retirement Allowance	-	-	-
Beneficiary of Deceased Retiree	1	1	2
Survivor benefits from active membership	1	1	2
SUBTOTAL	31	3	34
Deduct			
Deaths of retired members	(17)	(2)	(19)
Termination of Survivors Benefits	(2)	-	(2)
Reinstatement of disabled pensions	-	-	-
SUBTOTAL	(19)	(2)	(21)
TOTAL	12	1	13
Retired Membership Dec. 31, current year			
Superannuation	388	33	421
Ordinary disability	4	-	4
Accidental disability	7	7	14
Termination	-	-	-
Beneficiaries from accidental deaths	1	4	5
Beneficiaries from Section 100	-	-	-
Beneficiaries from Section 101	-	-	-
Beneficiaries under Option (C)	13	2	15
Option (D) Survivor Allowance	22	1	23
Section 12B Survivor Allowance	3	-	3
TOTAL	438	47	485
Total Retired, Beneficiary and Survivor Membership, Dec. 31, current year			

TOTAL MEMBERSHIP

Active, Inactive, Retired, Beneficiary and Survivor, Dec. 31, current year	1,814	240	2,054
--	-------	-----	-------

Annual Statement
Franklin Regional Retirement System
December 31, 2011

Annuity Reserve Interest Calculation
(Interest Posted to the Annuity Reserve Fund)

Month	Debit Balance		Credit Balance		Balance X .0025
	5750	5759	3294	Transfers In	
Dec. 31, 2010			6,766,401.29		16,916.00
January 31, 2011	85,522.01		108,917.74		16,974.49
February 28, 2011	85,311.38				16,761.21
March 31, 2011	89,690.53		31,654.69		16,616.12
April 30, 2011	86,215.76		318,382.47		17,196.54
May 31, 2011	87,154.28		29,405.24		17,052.17
June 30, 2011	90,346.19		161,532.69		17,230.13
July 31, 2011	88,450.55		85,382.63		17,222.47
August 31, 2011	102,903.80		103,126.68		17,223.02
September 30, 2011	90,954.63		96,761.72		17,237.54
October 31, 2011	91,527.29				17,008.72
November 30, 2011	90,442.15		24,347.90		16,843.49
December 31, 2011	91,274.93		471,769.83		
totals:					

1,079,793.50

1,431,281.59

204,281.91

Schedule No: 1
 Annual Statement of the Franklin Regional Retirement System for the Year Ended December 31, 2011
 Cash Account Activity During Year

Description	Account No.	Interest Rate at Year End	(A) Book Value at End of Previous Yr	(B) Total Deposits This Year	(C) Income Reinvested/Redeposited Into Account	(D) Withdrawals During Year	(E) =A+B+C-D Book Value Dec 31st Current Yr	(F) Cash Income Pd to System Not Reinvested or Redeposited	(G) Interest Due and Accrued on Dec. 31st
1041	TDBanknorth - checking	0.04%	2,025.79	8,187,464.72	143.65	8,187,630.81	2,003.35		
1041	TDBanknorth - money market	0.20%	580,662.07	10,648,470.44	3,068.36	10,944,450.38	287,750.49		
1043	Comerica - Seizert		-	6,325,266.22	108.69	6,139,430.63	185,944.28	18.37	
1044	State Street/Comerica - Daruma		230,351.80	4,763,372.98	438.50	4,672,236.03	321,927.25	27.52	
1045	State Street/Comerica - Rothschild		95,963.25	1,245,547.78	65.54	1,341,576.57	-		
1046	State Street - Rhumbline		-	1,930,499.98	1,715.04	1,932,215.02	-		
1047	Mellon - IR&M		-	1,600,000.00	-	1,600,000.00	-		
1048	Prudential PRISA-Cash Holding Account		-	46,909.64	-	46,909.64	-		
1099	PETTY CASH		50.00	-	-	50.00	-		
			\$ 909,052.91	\$ 34,747,531.76	\$ 5,539.78	\$ 34,817,539.44	\$ 844,586.01	\$ 45.89	

Schedule No: 2
Annual Statement of the Franklin Regional Retirement System for the Year Ended December 31, 2011
Short Term Securities

Description	(A) Date Acquired	(B) Par Value	(C) Cost Including Commissions	(D) Amount Received At Maturity Less Commissions and Excluding Interest	(E) Book Value Dec. 31st Current Year	(F) Interest Received During Year	(G) Due and Accrued Dec. 31st
-------------	-------------------------	------------------	---	---	--	--	--

NONE

The Franklin Regional Retirement System

has no activity to report on

Schedules 2, 3A, 3B, and 3C.

Schedule No. 3A
 Annual Statement of the Franklin Regional Retirement System for the Year Ended December 31, 2011
 Domestic Fixed Income Securities Owned at End of Year

<u>Description</u>	(A) CUSIP	(B) Cost or Market Value at End of Prior Year	(C) <u>Unrealized Gain</u>	(D) <u>Unrealized Loss</u>	(E) <u>Market Value</u>	(F) <u>Interest Received During Year</u>	(G) <u>Interest Due and Accrued Dec. 31st</u>
--------------------	--------------	--	-------------------------------	-------------------------------	----------------------------	---	--

NONE

The Franklin Regional Retirement System

has no activity to report on

Schedules 2, 3A, 3B, and 3C.

Schedule No. 3B
Annual Statement of the Franklin Regional Retirement System for the Year Ended December 31, 2011
Domestic Fixed Income Securities Purchased During Year

Description	(A) CUSIP NO	(B) Par Value	(C) Date Acquired (Trade Date)	(D) Name of Broker	(E) Commissions Paid	(F) Paid Accrued Interest	(G) Cost Excluding Accrued Interest But Including Commissions
-------------	-----------------	------------------	--------------------------------------	-----------------------	-------------------------	------------------------------	---

NONE

The Franklin Regional Retirement System

has no activity to report on

Schedules 2, 3A, 3B, and 3C.

Schedule No. 3C
 Annual Statement of the Franklin Regional Retirement System for the Year Ended December 31, 2011
 Domestic Fixed Income Securities Sold During Year

Description	(A) CUSIP	(B) Par Value	(C) Date Sold or Matured (Trade Date)	(D) Name of Broker	(E) Commissions Paid	(F) Market Value Previous Dec 31st or cost if purchased Current Year	(G) Amount Received on Sale Less Commissions Excluding Accrued Interest	(H) =G - F Realized Gain	(I) =G - F Realized Loss	(J) Interest Received During Year Including Interest Sold
-------------	--------------	------------------	--	-----------------------	-------------------------	---	--	-----------------------------	-----------------------------	--

The Franklin Regional Retirement System

has no activity to report on

Schedules 2, 3A, 3B, and 3C.

NONE

SCHEDULE 4A

Annual Statement of the Franklin Region Retirement System for the Year Ended 12/31/2011

Equities Owned at End of Month - Equities defined as stocks or options

SECURITY NAME	A CUSIP	B SHARES	C SHARE PRICE	D MARKET VALUE END OF PRIOR YEAR	E BUY/SELL BOOK VALUE	F MARKET VALUE END OF CURRENT YEAR	G = F-D-E UNREALIZED GAIN	H = F-D-E UNREALIZED LOSS	I DIVIDENDS RECEIVED
ACXIOM CORP	005125109	17,570.00	12.21	193,623.50	88,099.62	214,529.70	0.00	-67,193.42	0.00
ADVANTAGE OIL & GAS LTD	00765F101	41,490.00	4.14	249,356.00	25,636.50	171,768.60	0.00	-103,223.90	0.00
AIR METHODS CORP	009128307	3,180.00	84.45	249,276.10	-69,172.14	268,551.00	88,447.04	0.00	0.00
ALLSCRIPTS HEALTHCARE SOLUTIONS	01988P108	13,516.00	18.94	382,047.02	-121,769.09	255,993.04	0.00	-4,284.89	0.00
AMERIGROUP CORPORATION	03073T102	4,740.00	59.08	321,933.60	-123,410.85	280,039.20	81,516.45	0.00	0.00
ANNALLY MGTG MGMT INC	035710409	5,480.00	15.96	0.00	98,694.26	87,460.80	0.00	-11,233.46	8,709.00
APPLIED MATLS INC	038222105	10,650.00	10.71	0.00	114,688.79	114,061.50	0.00	-627.29	732.40
ARMSTRONG WORLD INDS INC NEW	04247X102	4,520.00	43.87	0.00	159,035.98	198,292.40	39,256.42	0.00	0.00
BALLY TECHNOLOGIES INC	05874B107	7,040.00	39.56	289,845.30	6,016.04	278,502.40	0.00	-17,358.94	0.00
BRADY CORPORATION CL A	104674106	7,970.00	31.57	267,402.00	-7,828.42	251,612.90	0.00	-7,960.68	5,821.45
CADENCE DESIGN SYS	127387108	27,560.00	10.40	241,605.00	-6,900.43	286,624.00	51,919.43	0.00	0.00
CIENA CORP	171779309	15,750.00	12.10	0.00	250,409.64	190,575.00	0.00	-59,834.64	0.00
COSTAR GROUP INC	22160N109	4,440.00	66.73	314,853.20	-59,436.09	296,281.20	40,864.09	0.00	0.00
DIAMOND OFFSHORE DRILLING INC	25271C102	2,260.00	55.26	0.00	165,518.33	124,887.60	0.00	-40,630.73	3,955.00
ENDO PHARMACEUT HILDGS INC	29264F205	6,125.00	34.53	0.00	240,338.65	211,496.25	0.00	-28,842.40	0.00
FIFTH THIRD BANCORP COM	316773100	12,680.00	12.72	48,179.76	100,582.65	161,289.60	12,527.19	0.00	928.00
FOREST LABS INC	345838106	4,475.00	30.26	0.00	158,103.99	135,413.50	0.00	-22,690.49	0.00
FRESH MKT INC	35804H106	680.00	39.90	0.00	25,846.95	27,132.00	1,285.05	0.00	0.00

SCHEDULE 4A

Annual Statement of the Franklin Region Retirement System for the Year Ended 12/31/2011

Equities Owned at End of Month - Equities defined as stocks or options

SECURITY NAME	A CUSIP	B SHARES	C SHARE PRICE	D MARKET VALUE END OF PRIOR YEAR	E BUY/SELL BOOK VALUE	F MARKET VALUE END OF CURRENT YEAR	G = F-D-E UNREALIZED GAIN	H = F-D-E UNREALIZED LOSS	I DIVIDENDS RECEIVED
GAMESTOP CORP NEW CL A	36467W109	6,200.00	24.13	0.00	164,446.74	149,606.00	0.00	-14,840.74	0.00
HCC INS HLDGS INC	404132102	5,510.00	27.50	0.00	177,820.37	151,525.00	0.00	-26,295.37	1,653.00
HEALTHSOUTH CORP	421924309	14,258.00	17.67	197,159.20	105,404.07	251,938.86	0.00	-50,624.41	0.00
HILL-ROM HOLDINGS INC	431475102	5,550.00	33.69	0.00	176,221.59	186,979.50	10,757.91	0.00	624.37
ITT INDS INC	450911201	5,785.00	19.33	0.00	113,010.82	111,824.05	0.00	-1,186.77	0.00
INTEGRATED DEVICE TECHNOLOGY INC	458118106	33,340.00	5.46	0.00	267,180.60	182,036.40	0.00	-85,144.20	0.00
INTERFACE INC CL A	458665106	18,220.00	11.54	326,614.40	-40,924.80	210,258.80	0.00	-75,430.80	1,554.80
KNOLL INC	498904200	15,260.00	14.85	268,181.90	-11,872.76	226,611.00	0.00	-29,698.14	5,472.80
L-3 COMMUNICATIONS HLDGS INC	502424104	2,555.00	66.68	0.00	208,309.11	170,367.40	0.00	-37,941.71	2,299.50
LEXMARK INTL INC	529771107	4,288.00	33.07	0.00	119,556.13	141,804.16	22,248.03	0.00	1,072.00
LIBERTY MEDIA CORP NEW	530322106	5,220.00	78.05	0.00	461,162.30	407,421.00	0.00	-53,741.30	0.00
LIFE TIME FITNESS INC	53217R207	6,440.00	46.75	0.00	258,890.83	301,070.00	42,179.17	0.00	0.00
LOEWS CORP	540424108	4,730.00	37.65	0.00	198,046.62	178,084.50	0.00	-19,962.12	868.14
LUMBER LIQUIDATORS HLDGS INC	55003T107	13,960.00	17.66	37,115.90	305,493.83	246,533.60	0.00	-96,076.13	0.00
MAXIMUS INC	577933104	6,630.00	41.35	288,552.00	-69,713.02	274,150.50	55,311.52	0.00	2,707.20
MURPHY OIL CORP	626717102	2,547.00	55.74	59,416.35	113,469.53	141,969.78	0.00	-30,916.10	1,839.22
NEXEN INC	65334H102	7,065.00	15.91	0.00	148,341.30	112,404.15	0.00	-35,937.15	512.66
OSHKOSH TRUCK CORP	688239201	4,160.00	21.38	0.00	85,032.10	88,940.80	3,908.70	0.00	0.00

SCHEDULE 4A

Annual Statement of the Franklin Region Retirement System for the Year Ended 12/31/2011
Equities Owned at End of Month - Equities defined as stocks or options

SECURITY NAME	A CUSIP	B SHARES	C SHARE PRICE	D MARKET VALUE END OF PRIOR YEAR	E BUY/SELL BOOK VALUE	F MARKET VALUE END OF CURRENT YEAR	G = F-D-E UNREALIZED GAIN	H = F-D-E UNREALIZED LOSS	I DIVIDENDS RECEIVED
PINNACLE ENTERTAINMENT INC	723456109	22,300.00	10.16	9,253.20	290,563.77	226,568.00	0.00	-73,248.97	0.00
PLEXUS CORP	729132100	8,180.00	27.38	0.00	246,290.15	223,968.40	0.00	-22,321.75	0.00
PROGRESS SOFTWARE CORP	743312100	12,130.00	19.35	332,416.00	5,626.24	234,715.50	0.00	-103,326.74	0.00
REDWOOD TRUST INC REIT	758075402	8,665.00	10.18	0.00	132,102.26	88,209.70	0.00	-43,892.56	6,948.75
REGIONS FINL CORP	7591EP100	27,265.00	4.30	0.00	160,341.59	117,239.50	0.00	-43,102.09	351.30
ROGERS CORP	775133101	4,360.00	36.86	0.00	172,979.06	160,709.60	0.00	-12,269.46	0.00
ROVI CORP	779376102	8,090.00	24.58	242,459.10	153,914.70	198,852.20	0.00	-197,521.60	0.00
SEMTECH CORP COM	816850101	10,310.00	24.82	247,681.60	-13,592.22	255,894.20	21,804.82	0.00	0.00
SHUTTERFLY INC	82568P304	9,670.00	22.76	330,408.30	3,174.85	220,089.20	0.00	-113,493.95	0.00
SOTHEBYS HILDGS INC CL A	835898107	6,210.00	28.53	231,300.00	33,795.98	177,171.30	0.00	-87,924.68	1,307.30
SYMANTEC CORP	871503108	9,755.00	15.65	0.00	182,858.23	152,665.75	0.00	-30,192.48	0.00
TESSERA TECHNOLOGIES INC	88164L100	12,155.00	16.75	0.00	203,634.07	203,596.25	0.00	-37.82	0.00
UNITED STATIONERS INC	913004107	6,720.00	32.56	246,944.70	-32,162.70	218,803.20	4,021.20	0.00	2,850.90
UNITED THERAPEUTICS CORP DEL	91307C102	2,405.00	47.25	0.00	100,760.60	113,636.25	12,875.65	0.00	0.00
VERA BRADLEY INC	92335C106	6,180.00	32.25	0.00	232,634.75	199,305.00	0.00	-33,329.75	0.00
VISTEON CORP	92839U206	3,640.00	49.94	0.00	216,144.91	181,781.60	0.00	-34,363.31	0.00
WABTEC CORP	929740108	4,570.00	69.95	242,765.10	6,428.34	319,671.50	70,478.06	0.00	378.40
WESTERN DIGITAL CORP	958102105	5,730.00	30.95	0.00	194,030.05	177,343.50	0.00	-16,686.55	0.00

SCHEDULE 4A

Annual Statement of the Franklin Region Retirement System for the Year Ended 12/31/2011
Equities Owned at End of Month - Equities defined as stocks or options

SECURITY NAME	A CUSIP	B SHARES	C SHARE PRICE	D MARKET VALUE END OF PRIOR YEAR	E BUY/SELL BOOK VALUE	F MARKET VALUE END OF CURRENT YEAR	G = F-D-E UNREALIZED GAIN	H = F-D-E UNREALIZED LOSS	I DIVIDENDS RECEIVED
WRIGHT EXPRESS CORP	98233Q105	5,510.00	54.28	355,580.00	-101,561.57	299,082.80	45,064.37	0.00	0.00
ZIONS BANCORP	989701107	6,875.00	16.28	0.00	152,405.61	111,925.00	0.00	-40,480.61	131.25
EVEREST RE GROUP LTD	G3223R108	2,200.00	84.09	0.00	193,517.94	184,998.00	0.00	-8,519.94	3,168.00
VALIDUS HOLDINGS LTD	G9319H102	8,880.00	31.50	285,591.30	-17,782.21	279,720.00	11,910.91	0.00	10,120.10
FOSTER WHEELER AG	H27178104	8,345.00	19.14	0.00	170,474.09	159,723.30	0.00	-10,750.79	0.00
DIANA SHIPPING INC	Y2066G104	15,950.00	7.48	0.00	181,884.23	119,306.00	0.00	-62,578.23	0.00
Totals:				6,259,560.53	6,692,792.46	11,713,011.94	616,376.01	-1,855,717.06	64,005.54

SCHEDULE 4B

Annual Statement of the Franklin Regional Retirement System for Year Ended 12/31/2011
Equities Purchased During Month - Equities defined as stocks or options

SECURITY NAME	A CUSIP	B SHARES	C DATE ACQUIRED	D MANAGER	E COMMISSION	F COST BASIS
99 CENTS ONLY STORES	65440K106	400.0000	2/8/2011	DARUMA	8.00	6,210.00
99 CENTS ONLY STORES	65440K106	470.0000	2/9/2011	DARUMA	18.80	7,435.31
ACXIOM CORP	005125109	830.0000	4/13/2011	DARUMA	16.60	12,542.96
ACXIOM CORP	005125109	660.0000	4/14/2011	DARUMA	26.40	9,965.47
ACXIOM CORP	005125109	580.0000	4/15/2011	DARUMA	23.20	8,649.48
ACXIOM CORP	005125109	780.0000	4/18/2011	DARUMA	31.20	11,636.74
ACXIOM CORP	005125109	810.0000	4/19/2011	DARUMA	32.40	11,910.32
ACXIOM CORP	005125109	390.0000	6/28/2011	DARUMA	2.73	4,643.85
ACXIOM CORP	005125109	990.0000	8/1/2011	DARUMA	39.60	13,503.40
ACXIOM CORP	005125109	1,530.0000	8/2/2011	DARUMA	61.20	21,561.83
ACXIOM CORP	005125109	420.0000	8/3/2011	DARUMA	16.80	5,862.07
ADVANTAGE OIL & GAS LTD	00765F101	920.0000	6/28/2011	DARUMA	6.44	7,150.33
ADVANTAGE OIL & GAS LTD	00765F101	1,090.0000	8/23/2011	DARUMA	43.60	6,145.42
ADVANTAGE OIL & GAS LTD	00765F101	720.0000	8/24/2011	DARUMA	28.80	4,005.79
ADVANTAGE OIL & GAS LTD	00765F101	620.0000	8/25/2011	DARUMA	24.80	3,330.83
ADVANTAGE OIL & GAS LTD	00765F101	720.0000	8/26/2011	DARUMA	28.80	3,875.69

SCHEDULE 4B

Annual Statement of the Franklin Regional Retirement System for Year Ended 12/31/2011
Equities Purchased During Month - Equities defined as stocks or options

SECURITY NAME	A CUSIP	B SHARES	C DATE ACQUIRED	D MANAGER	E COMMISSION	F COST BASIS
ADVANTAGE OIL & GAS LTD	00765F101	440.0000	8/29/2011	DARUMA	17.60	2,420.18
ADVANTAGE OIL & GAS LTD	00765F101	3,180.0000	9/1/2011	DARUMA	127.20	18,224.26
AIR METHODS CORP	009128307	80.0000	6/28/2011	DARUMA	0.56	5,666.96
ALLSCRIPTS HEALTHCARE SOLUTIONS	01988P108	360.0000	6/28/2011	DARUMA	2.52	6,761.81
ALPHA NAT RES INC	02076X102	676.0000	2/23/2011	ROTHSCHILD	27.04	38,808.35
AMDOCS LTD	G03602103	4,155.0000	5/31/2011	SEIZERT	166.20	125,439.87
AMDOCS LTD	G03602103	305.0000	7/11/2011	SEIZERT	9.15	9,425.08
AMERIGROUP CORPORATION	03073T102	1,340.0000	8/12/2011	DARUMA	53.60	56,438.92
AMERIGROUP CORPORATION	03073T102	510.0000	8/15/2011	DARUMA	20.40	21,262.10
AMERIGROUP CORPORATION	03073T102	190.0000	8/16/2011	DARUMA	7.60	8,118.43
AMERIGROUP CORPORATION	03073T102	940.0000	8/17/2011	DARUMA	37.60	42,249.62
AMERIGROUP CORPORATION	03073T102	190.0000	8/18/2011	DARUMA	7.60	8,686.25
AMERIGROUP CORPORATION	03073T102	570.0000	8/23/2011	DARUMA	22.80	25,431.35
AMERIGROUP CORPORATION	03073T102	1,010.0000	10/6/2011	DARUMA	40.40	39,242.54
AMERIGROUP CORPORATION	03073T102	650.0000	10/7/2011	DARUMA	26.00	24,891.82
ANNALY MTG MGMT INC	035710409	8,340.0000	5/31/2011	SEIZERT	333.60	150,202.57

SCHEDULE 4B

Annual Statement of the Franklin Regional Retirement System for Year Ended 12/31/2011
Equities Purchased During Month - Equities defined as stocks or options

SECURITY NAME	A CUSIP	B SHARES	C DATE ACQUIRED	D MANAGER	E COMMISSION	F COST BASIS
APPLIED MATLS INC	038222105	3,680.0000	9/26/2011	SEIZERT	147.20	41,028.69
APPLIED MATLS INC	038222105	1,895.0000	9/28/2011	SEIZERT	37.90	20,307.01
APPLIED MATLS INC	038222105	2,545.0000	10/11/2011	SEIZERT	50.90	26,857.64
APPLIED MATLS INC	038222105	1,035.0000	10/12/2011	SEIZERT	20.70	11,053.59
APPLIED MATLS INC	038222105	1,495.0000	11/30/2011	SEIZERT	29.90	15,441.86
ARMSTRONG WORLD INDS INC NEW	04247X102	1,210.0000	8/10/2011	DARUMA	48.40	41,199.65
ARMSTRONG WORLD INDS INC NEW	04247X102	530.0000	8/11/2011	DARUMA	21.20	17,490.69
ARMSTRONG WORLD INDS INC NEW	04247X102	280.0000	8/12/2011	DARUMA	11.20	9,368.86
ARMSTRONG WORLD INDS INC NEW	04247X102	320.0000	8/15/2011	DARUMA	12.80	10,771.58
ARMSTRONG WORLD INDS INC NEW	04247X102	350.0000	8/23/2011	DARUMA	14.00	12,701.92
ARMSTRONG WORLD INDS INC NEW	04247X102	490.0000	8/24/2011	DARUMA	19.60	17,459.24
ARMSTRONG WORLD INDS INC NEW	04247X102	620.0000	9/8/2011	DARUMA	4.34	23,537.62
ARMSTRONG WORLD INDS INC NEW	04247X102	310.0000	9/13/2011	DARUMA	12.40	11,608.54
ARMSTRONG WORLD INDS INC NEW	04247X102	180.0000	9/14/2011	DARUMA	7.20	6,612.82
ARMSTRONG WORLD INDS INC NEW	04247X102	230.0000	9/26/2011	DARUMA	1.61	8,285.06
BALLY TECHNOLOGIES INC	05874B107	290.0000	6/20/2011	DARUMA	11.60	11,078.84

SCHEDULE 4B

Annual Statement of the Franklin Regional Retirement System for Year Ended 12/31/2011
Equities Purchased During Month - Equities defined as stocks or options

SECURITY NAME	A CUSIP	B SHARES	C DATE ACQUIRED	D MANAGER	E COMMISSION	F COST BASIS
BMC SOFTWARE INC	055921100	961.0000	1/10/2011	ROTHSCHILD	7.21	45,581.96
BRADY CORPORATION CL A	104674106	210.0000	6/28/2011	DARUMA	1.47	6,519.98
CADENCE DESIGN SYS	127387108	4,010.0000	3/17/2011	DARUMA	160.40	38,536.90
CADENCE DESIGN SYS	127387108	850.0000	6/28/2011	DARUMA	5.95	8,665.67
CBS CORP NEW CL B	124857202	1,181.0000	3/16/2011	ROTHSCHILD	47.24	27,923.45
CBS CORP NEW CL B	124857202	1,225.0000	3/21/2011	ROTHSCHILD	9.19	28,771.58
CIIECK POINT SOFTWARE TECH ADR	M22465104	2,655.0000	5/31/2011	SEIZERT	106.20	142,108.61
CIENA CORP	171779309	1,610.0000	7/26/2011	DARUMA	64.40	27,372.58
CIENA CORP	171779309	1,900.0000	7/28/2011	DARUMA	76.00	32,940.49
CIENA CORP	171779309	730.0000	7/29/2011	DARUMA	29.20	12,834.64
CIENA CORP	171779309	1,680.0000	8/1/2011	DARUMA	67.20	27,054.38
CIENA CORP	171779309	6,070.0000	8/1/2011	DARUMA	242.80	97,237.15
CIENA CORP	171779309	1,030.0000	8/1/2011	DARUMA	41.20	17,073.90
CIENA CORP	171779309	2,730.0000	8/10/2011	DARUMA	109.20	35,896.50
CIENA CORP CD	125509109	4,240.0000	5/31/2011	SEIZERT	169.60	202,203.60
CIT GROUP INC	125581801	1,067.0000	2/22/2011	ROTHSCHILD	42.68	48,089.90

SCHEDULE 4B

Annual Statement of the Franklin Regional Retirement System for Year Ended 12/31/2011
Equities Purchased During Month - Equities defined as stocks or options

SECURITY NAME	A CUSIP	B SHARES	C DATE ACQUIRED	D MANAGER	E COMMISSION	F COST BASIS
COMMUNITY HEALTH SYS INC NEW	203668108	1,104.0000	4/6/2011	ROTHSCHILD	44.16	44,367.33
CONTANGO OIL & GAS CO	21075N204	1,635.0000	5/31/2011	SEIZERT	65.40	102,358.36
CONVERGYS CORP	212485106	410.0000	6/28/2011	DARUMA	2.87	5,498.92
COSTAR GROUP INC	22160N109	130.0000	6/28/2011	DARUMA	0.91	7,333.51
DIAMOND OFFSHORE DRILLING INC	25271C102	2,260.0000	5/31/2011	SEIZERT	90.40	165,518.33
DIANA SHIPPING INC	Y2066G104	15,950.0000	5/31/2011	SEIZERT	319.00	181,884.23
DR PEPPER SNAPPLE GROUP	26138E109	680.0000	1/12/2011	ROTHSCHILD	27.20	24,517.94
DR PEPPER SNAPPLE GROUP	26138E109	716.0000	3/2/2011	ROTHSCHILD	28.64	25,847.17
ENDO PHARMACEUT HLDGS INC	29264F205	4,805.0000	5/31/2011	SEIZERT	192.20	194,514.57
ENDO PHARMACEUT HLDGS INC	29264F205	800.0000	7/1/2011	SEIZERT	32.00	30,993.68
ENDO PHARMACEUT HLDGS INC	29264F205	520.0000	9/26/2011	SEIZERT	10.40	14,830.40
ENERGY CORP NEW	29364G103	2,515.0000	5/31/2011	SEIZERT	100.60	168,872.44
ENERGY CORP NEW	29364G103	415.0000	6/6/2011	SEIZERT	8.30	28,073.59
EVEREST RE GROUP LTD	G3223R108	2,200.0000	5/31/2011	SEIZERT	88.00	193,517.94
FAIRCHILD SEMICONDUCTOR	303726103	1,347.0000	3/29/2011	ROTHSCHILD	10.10	24,230.51
FAIRCHILD SEMICONDUCTOR	303726103	1,316.0000	3/30/2011	ROTHSCHILD	52.64	24,307.44

SCHEDULE 4B

Annual Statement of the Franklin Regional Retirement System for Year Ended 12/31/2011
Equities Purchased During Month - Equities defined as stocks or options

SECURITY NAME	A CUSIP	B SHARES	C DATE ACQUIRED	D MANAGER	E COMMISSION	F COST BASIS
FIFTH THIRD BANCORP COM	316773100	7,430.0000	8/5/2011	SEIZERT	297.20	90,856.27
FIFTH THIRD BANCORP COM	316773100	2,350.0000	8/9/2011	SEIZERT	94.00	27,419.10
FIFTH THIRD BANCORP COM	316773100	1,820.0000	8/24/2011	SEIZERT	72.80	17,635.80
FIFTH THIRD BANCORP COM	316773100	1,080.0000	11/9/2011	SEIZERT	21.60	12,851.24
FIRST AMERN FINL CORP	31847R102	500.0000	6/28/2011	DARUMA	3.50	7,329.50
FOOT LOCKER INC	344849104	988.0000	3/1/2011	ROTHSCHILD	39.52	19,009.12
FOOT LOCKER INC	344849104	989.0000	3/3/2011	ROTHSCHILD	39.56	19,224.78
FOREST LABS INC	345838106	6,655.0000	5/31/2011	SEIZERT	266.20	235,124.48
FOSTER WHEELER AG	H27178104	2,745.0000	8/15/2011	SEIZERT	109.80	59,484.70
FOSTER WHEELER AG	H27178104	371.0000	8/17/2011	SEIZERT	14.84	8,603.23
FOSTER WHEELER AG	H27178104	1,484.0000	8/18/2011	SEIZERT	59.36	35,158.19
FOSTER WHEELER AG	H27178104	1,480.0000	9/28/2011	SEIZERT	59.20	27,177.68
FOSTER WHEELER AG	H27178104	206.0000	10/7/2011	SEIZERT	8.24	3,711.98
FOSTER WHEELER AG	H27178104	40.0000	10/11/2011	SEIZERT	1.60	762.89
FOSTER WHEELER AG	H27178104	159.0000	10/11/2011	SEIZERT	6.36	2,866.93
FOSTER WHEELER AG	H27178104	840.0000	11/30/2011	SEIZERT	25.20	15,102.78

SCHEDULE 4B

Annual Statement of the Franklin Regional Retirement System for Year Ended 12/31/2011
Equities Purchased During Month - Equities defined as stocks or options

SECURITY NAME	A CUSIP	B SHARES	C DATE ACQUIRED	D MANAGER	E COMMISSION	F COST BASIS
FOSTER WHEELER AG	H27178104	1,020.0000	12/22/2011	SEIZERT	20.40	17,605.71
FRESH MKT INC	35804H106	670.0000	12/5/2011	DARUMA	26.80	25,036.90
FRESH MKT INC	35804H106	180.0000	12/6/2011	DARUMA	7.20	7,162.70
GAMESTOP CORP NEW CL A	36467W109	4,430.0000	5/31/2011	SEIZERT	177.20	124,087.40
GAMESTOP CORP NEW CL A	36467W109	805.0000	7/21/2011	SEIZERT	24.15	18,977.55
GAMESTOP CORP NEW CL A	36467W109	965.0000	8/9/2011	SEIZERT	38.60	21,381.79
HCC INS HLDGS INC	404132102	5,510.0000	5/31/2011	SEIZERT	220.40	177,820.37
HEALTHSOUTH CORP	421924309	2,020.0000	2/24/2011	DARUMA	40.40	48,876.73
HEALTHSOUTH CORP	421924309	460.0000	3/25/2011	DARUMA	18.40	11,275.01
HEALTHSOUTH CORP	421924309	480.0000	3/29/2011	DARUMA	19.20	11,756.06
HEALTHSOUTH CORP	421924309	760.0000	3/30/2011	DARUMA	30.40	18,837.59
HEALTHSOUTH CORP	421924309	340.0000	6/28/2011	DARUMA	2.38	8,342.68
HEALTHSOUTH CORP	421924309	1,278.0000	10/6/2011	DARUMA	51.12	18,742.00
HECLA MINING CO	422704106	2,216.0000	3/1/2011	ROTHSCHILD	88.64	23,215.48
HERSHEY CO COMMON STOCK	427866108	895.0000	3/2/2011	ROTHSCHILD	35.80	46,531.95
HILL-ROM HOLDINGS INC	431475102	250.0000	10/11/2011	DARUMA	10.00	7,757.78

SCHEDULE 4B

Annual Statement of the Franklin Regional Retirement System for Year Ended 12/31/2011
Equities Purchased During Month - Equities defined as stocks or options

SECURITY NAME	A CUSIP	B SHARES	C DATE ACQUIRED	D MANAGER	E COMMISSION	F COST BASIS
HILL-ROM HOLDINGS INC	431475102	320.0000	10/13/2011	DARUMA	12.80	10,349.66
HILL-ROM HOLDINGS INC	431475102	690.0000	10/13/2011	DARUMA	13.80	22,091.66
HILL-ROM HOLDINGS INC	431475102	440.0000	10/14/2011	DARUMA	17.60	14,401.20
HILL-ROM HOLDINGS INC	431475102	340.0000	10/17/2011	DARUMA	13.60	11,127.21
HILL-ROM HOLDINGS INC	431475102	960.0000	10/18/2011	DARUMA	38.40	30,653.57
HILL-ROM HOLDINGS INC	431475102	260.0000	10/19/2011	DARUMA	10.40	8,349.56
HILL-ROM HOLDINGS INC	431475102	770.0000	10/20/2011	DARUMA	30.80	23,847.82
HILL-ROM HOLDINGS INC	431475102	520.0000	10/21/2011	DARUMA	20.80	16,051.15
HILL-ROM HOLDINGS INC	431475102	160.0000	10/24/2011	DARUMA	6.40	5,044.08
HILL-ROM HOLDINGS INC	431475102	200.0000	10/25/2011	DARUMA	8.00	6,221.24
HILL-ROM HOLDINGS INC	431475102	640.0000	10/26/2011	DARUMA	25.60	20,326.66
HUNT JB TRANS SVCS INC	445658107	575.0000	2/10/2011	ROTHSCHILD	23.00	23,575.06
HUNT JB TRANS SVCS INC	445658107	576.0000	2/14/2011	ROTHSCHILD	23.04	23,873.07
HUNT JB TRANS SVCS INC	445658107	417.0000	3/9/2011	ROTHSCHILD	16.68	18,010.23
HUNTSMAN CORP	447011107	1,302.0000	1/18/2011	ROTHSCHILD	52.08	23,013.37
HUNTSMAN CORP	447011107	2,295.0000	1/20/2011	ROTHSCHILD	68.85	41,227.15

SCHEDULE 4B

Annual Statement of the Franklin Regional Retirement System for Year Ended 12/31/2011
Equities Purchased During Month - Equities defined as stocks or options

SECURITY NAME	A CUSIP	B SHARES	C DATE ACQUIRED	D MANAGER	E COMMISSION	F COST BASIS
INTEGRATED DEVICE TECHNOLOGY INC	458118106	2,830.0000	4/29/2011	DARUMA	113.20	22,113.90
INTEGRATED DEVICE TECHNOLOGY INC	458118106	1,790.0000	5/2/2011	DARUMA	71.60	14,138.85
INTEGRATED DEVICE TECHNOLOGY INC	458118106	4,440.0000	5/5/2011	DARUMA	177.60	36,110.52
INTEGRATED DEVICE TECHNOLOGY INC	458118106	1,600.0000	5/6/2011	DARUMA	64.00	12,722.72
INTEGRATED DEVICE TECHNOLOGY INC	458118106	1,270.0000	5/9/2011	DARUMA	50.80	10,033.89
INTEGRATED DEVICE TECHNOLOGY INC	458118106	820.0000	5/10/2011	DARUMA	32.80	6,568.20
INTEGRATED DEVICE TECHNOLOGY INC	458118106	1,470.0000	5/11/2011	DARUMA	58.80	11,965.95
INTEGRATED DEVICE TECHNOLOGY INC	458118106	3,120.0000	5/12/2011	DARUMA	124.80	25,451.09
INTEGRATED DEVICE TECHNOLOGY INC	458118106	3,610.0000	5/13/2011	DARUMA	144.40	31,012.07
INTEGRATED DEVICE TECHNOLOGY INC	458118106	3,380.0000	5/16/2011	DARUMA	135.20	28,823.96
INTEGRATED DEVICE TECHNOLOGY INC	458118106	5,170.0000	5/23/2011	DARUMA	206.80	44,151.80
INTEGRATED DEVICE TECHNOLOGY INC	458118106	800.0000	6/28/2011	DARUMA	5.60	5,969.60
INTEGRATED DEVICE TECHNOLOGY INC	458118106	1,450.0000	11/4/2011	DARUMA	58.00	8,687.24
INTEGRATED DEVICE TECHNOLOGY INC	458118106	900.0000	11/7/2011	DARUMA	36.00	5,456.34
INTEGRATED DEVICE TECHNOLOGY INC	458118106	550.0000	11/8/2011	DARUMA	22.00	3,457.25
INTEGRATED DEVICE TECHNOLOGY INC	458118106	410.0000	11/9/2011	DARUMA	16.40	2,627.03

SCHEDULE 4B

Annual Statement of the Franklin Regional Retirement System for Year Ended 12/31/2011
Equities Purchased During Month - Equities defined as stocks or options

SECURITY NAME	A CUSIP	B SHARES	C DATE ACQUIRED	D MANAGER	E COMMISSION	F COST BASIS
ITT INDS INC	450911201	2,205.0000	11/7/2011	SEIZERT	88.20	43,541.91
ITT INDS INC	450911201	1,300.0000	11/15/2011	SEIZERT	39.00	24,563.76
ITT INDS INC	450911201	895.0000	11/16/2011	SEIZERT	35.80	17,325.32
ITT INDS INC	450911201	1,090.0000	11/17/2011	SEIZERT	43.60	21,761.63
ITT INDS INC	450911201	295.0000	11/23/2011	SEIZERT	5.90	5,818.20
K12 INC	48273U102	750.0000	1/10/2011	DARUMA	30.00	22,248.60
K12 INC	48273U102	340.0000	1/13/2011	DARUMA	13.60	10,635.47
K12 INC	48273U102	1,550.0000	1/18/2011	DARUMA	62.00	48,027.99
K12 INC	48273U102	280.0000	1/19/2011	DARUMA	11.20	8,621.20
K12 INC	48273U102	1,230.0000	1/24/2011	DARUMA	49.20	37,106.52
K12 INC	48273U102	550.0000	4/18/2011	DARUMA	11.00	18,572.35
K12 INC	48273U102	310.0000	5/6/2011	DARUMA	6.20	11,666.85
K12 INC	48273U102	270.0000	5/9/2011	DARUMA	10.80	9,992.70
K12 INC	48273U102	520.0000	5/10/2011	DARUMA	20.80	19,011.15
K12 INC	48273U102	140.0000	6/28/2011	DARUMA	0.98	4,443.59
K12 INC	48273U102	120.0000	11/18/2011	DARUMA	4.80	3,548.33

SCHEDULE 4B

Annual Statement of the Franklin Regional Retirement System for Year Ended 12/31/2011
Equities Purchased During Month - Equities defined as stocks or options

SECURITY NAME	A CUSIP	B SHARES	C DATE ACQUIRED	D MANAGER	E COMMISSION	F COST BASIS
K12 INC	48273U102	150.0000	11/22/2011	DARUMA	6.00	4,454.99
KBR INC	48242W106	754.0000	1/7/2011	ROTHSCHILD	30.16	22,305.88
KBR INC	48242W106	754.0000	1/7/2011	ROTHSCHILD	30.16	22,582.38
KLA-TENCOR CORP	482480100	522.0000	2/7/2011	ROTHSCHILD	3.92	23,549.30
KLA-TENCOR CORP	482480100	526.0000	2/9/2011	ROTHSCHILD	5.26	24,035.78
KNOLL INC	498904200	410.0000	6/28/2011	DARUMA	2.87	7,868.64
L-3 COMMUNICATIONS HLDGS INC	502424104	2,380.0000	5/31/2011	SEIZERT	95.20	195,817.59
L-3 COMMUNICATIONS HLDGS INC	502424104	175.0000	8/9/2011	SEIZERT	7.00	12,491.52
LEAR CORP	521865204	221.0000	2/9/2011	ROTHSCHILD	8.84	23,669.06
LEAR CORP	521865204	303.0000	2/11/2011	ROTHSCHILD	2.27	33,023.48
LEXMARK INTL INC	529771107	835.0000	6/17/2011	SEIZERT	16.70	22,960.25
LEXMARK INTL INC	529771107	708.0000	6/17/2011	SEIZERT	14.16	19,507.17
LEXMARK INTL INC	529771107	1,900.0000	6/20/2011	SEIZERT	38.00	52,302.25
LEXMARK INTL INC	529771107	390.0000	7/11/2011	SEIZERT	15.60	11,567.09
LEXMARK INTL INC	529771107	356.0000	7/22/2011	SEIZERT	14.24	10,336.18
LEXMARK INTL INC	529771107	99.0000	7/25/2011	SEIZERT	3.96	2,883.19

SCHEDULE 4B

Annual Statement of the Franklin Regional Retirement System for Year Ended 12/31/2011
Equities Purchased During Month - Equities defined as stocks or options

SECURITY NAME	A CUSIP	B SHARES	C DATE ACQUIRED	D MANAGER	E COMMISSION	F COST BASIS
LIBERTY MEDIA HLDG CORP CAP SER	53071M302	4,010.0000	5/31/2011	SEIZERT	160.40	364,482.53
LIBERTY MEDIA HLDG CORP SER A	53071M708	2,730.0000	5/31/2011	SEIZERT	109.20	208,078.14
LIBERTY MEDIA HLDG CORP SER A	53071M708	295.0000	6/28/2011	SEIZERT	11.80	20,933.52
LIFE TIME FITNESS INC	53217R207	230.0000	1/26/2011	DARUMA	8.80	8,797.78
LIFE TIME FITNESS INC	53217R207	630.0000	1/31/2011	DARUMA	24.80	25,485.04
LIFE TIME FITNESS INC	53217R207	170.0000	2/4/2011	DARUMA	6.80	6,891.75
LIFE TIME FITNESS INC	53217R207	290.0000	2/7/2011	DARUMA	11.60	12,034.42
LIFE TIME FITNESS INC	53217R207	260.0000	2/9/2011	DARUMA	10.40	10,686.88
LIFE TIME FITNESS INC	53217R207	70.0000	2/16/2011	DARUMA	2.80	3,072.98
LIFE TIME FITNESS INC	53217R207	940.0000	2/17/2011	DARUMA	37.60	39,905.73
LIFE TIME FITNESS INC	53217R207	320.0000	2/18/2011	DARUMA	12.80	13,593.66
LIFE TIME FITNESS INC	53217R207	680.0000	2/22/2011	DARUMA	27.20	28,778.21
LIFE TIME FITNESS INC	53217R207	900.0000	2/23/2011	DARUMA	36.00	36,228.60
LIFE TIME FITNESS INC	53217R207	450.0000	3/1/2011	DARUMA	18.00	17,269.74
LIFE TIME FITNESS INC	53217R207	320.0000	3/2/2011	DARUMA	6.40	12,504.00
LIFE TIME FITNESS INC	53217R207	460.0000	3/17/2011	DARUMA	18.40	16,593.26

SCHEDULE 4B

Annual Statement of the Franklin Regional Retirement System for Year Ended 12/31/2011
Equities Purchased During Month - Equities defined as stocks or options

SECURITY NAME	A CUSIP	B SHARES	C DATE ACQUIRED	D MANAGER	E COMMISSION	F COST BASIS
LIFE TIME FITNESS INC	53217R207	720.0000	3/28/2011	DARUMA	28.80	26,608.18
LIFE TIME FITNESS INC	53217R207	170.0000	6/28/2011	DARUMA	1.19	6,439.09
LOEWS CORP	540424108	4,430.0000	5/31/2011	SEIZERT	177.20	185,395.50
LOEWS CORP	540424108	189.0000	7/11/2011	SEIZERT	5.67	7,968.03
LOEWS CORP	540424108	111.0000	7/11/2011	SEIZERT	3.33	4,683.09
LUMBER LIQUIDATORS HLDGS INC	55003T107	750.0000	1/3/2011	DARUMA	15.00	18,393.75
LUMBER LIQUIDATORS HLDGS INC	55003T107	490.0000	1/6/2011	DARUMA	19.60	12,368.24
LUMBER LIQUIDATORS HLDGS INC	55003T107	550.0000	1/7/2011	DARUMA	22.00	13,760.67
LUMBER LIQUIDATORS HLDGS INC	55003T107	1,090.0000	1/10/2011	DARUMA	43.60	27,918.61
LUMBER LIQUIDATORS HLDGS INC	55003T107	440.0000	1/11/2011	DARUMA	17.60	11,410.87
LUMBER LIQUIDATORS HLDGS INC	55003T107	290.0000	1/12/2011	DARUMA	11.60	7,447.93
LUMBER LIQUIDATORS HLDGS INC	55003T107	110.0000	1/14/2011	DARUMA	4.40	2,857.61
LUMBER LIQUIDATORS HLDGS INC	55003T107	330.0000	1/26/2011	DARUMA	13.20	8,635.70
LUMBER LIQUIDATORS HLDGS INC	55003T107	1,560.0000	1/27/2011	DARUMA	62.40	40,672.79
LUMBER LIQUIDATORS HLDGS INC	55003T107	410.0000	1/28/2011	DARUMA	16.40	10,631.87
LUMBER LIQUIDATORS HLDGS INC	55003T107	1,760.0000	2/28/2011	DARUMA	70.40	44,160.86

SCHEDULE 4B

Annual Statement of the Franklin Regional Retirement System for Year Ended 12/31/2011
Equities Purchased During Month - Equities defined as stocks or options

SECURITY NAME	A CUSIP	B SHARES	C DATE ACQUIRED	D MANAGER	E COMMISSION	F COST BASIS
LUMBER LIQUIDATORS HLDGS INC	55003T107	470.0000	3/1/2011	DARUMA	18.80	11,359.71
LUMBER LIQUIDATORS HLDGS INC	55003T107	610.0000	5/3/2011	DARUMA	24.40	15,150.27
LUMBER LIQUIDATORS HLDGS INC	55003T107	1,020.0000	5/5/2011	DARUMA	40.80	26,513.78
LUMBER LIQUIDATORS HLDGS INC	55003T107	270.0000	6/27/2011	DARUMA	10.80	6,618.02
LUMBER LIQUIDATORS HLDGS INC	55003T107	700.0000	6/28/2011	DARUMA	28.00	17,489.15
LUMBER LIQUIDATORS HLDGS INC	55003T107	210.0000	6/28/2011	DARUMA	1.47	5,269.49
LUMBER LIQUIDATORS HLDGS INC	55003T107	300.0000	6/29/2011	DARUMA	12.00	7,727.49
LUMBER LIQUIDATORS HLDGS INC	55003T107	260.0000	6/30/2011	DARUMA	1.82	6,699.65
LUMBER LIQUIDATORS HLDGS INC	55003T107	780.0000	7/19/2011	DARUMA	31.20	13,701.79
LUMBER LIQUIDATORS HLDGS INC	55003T107	680.0000	7/20/2011	DARUMA	27.20	11,900.68
MANITOWOC INC	563571108	1,287.0000	3/16/2011	ROTHSCHILD	51.48	23,600.62
MANITOWOC INC	563571108	1,452.0000	3/28/2011	ROTHSCHILD	58.08	30,050.30
MAXIMUS INC	577933104	110.0000	6/28/2011	DARUMA	0.77	8,655.08
MEDICIS PHARMACEUTICAL CL A	584690309	4,490.0000	5/31/2011	SEIZERT	89.80	164,542.34
MGC INVT CORP WIS	552848103	2,750.0000	1/11/2011	DARUMA	110.00	31,374.48
MGC INVT CORP WIS	552848103	1,030.0000	1/12/2011	DARUMA	41.20	11,761.26

SCHEDULE 4B

Annual Statement of the Franklin Regional Retirement System for Year Ended 12/31/2011
Equities Purchased During Month - Equities defined as stocks or options

SECURITY NAME	A CUSIP	B SHARES	C DATE ACQUIRED	D MANAGER	E COMMISSION	F COST BASIS
MGIC INVT CORP WIS	552848103	1,830.0000	1/12/2011	DARUMA	73.20	21,143.27
MGIC INVT CORP WIS	552848103	540.0000	1/13/2011	DARUMA	21.60	6,133.05
MGIC INVT CORP WIS	552848103	2,330.0000	1/26/2011	DARUMA	93.20	21,765.46
MGIC INVT CORP WIS	552848103	550.0000	1/26/2011	DARUMA	22.00	4,995.82
MGIC INVT CORP WIS	552848103	2,670.0000	1/27/2011	DARUMA	106.80	24,120.51
MGIC INVT CORP WIS	552848103	630.0000	1/31/2011	DARUMA	25.20	5,592.20
MGIC INVT CORP WIS	552848103	2,000.0000	3/22/2011	DARUMA	80.00	16,540.80
MGIC INVT CORP WIS	552848103	1,830.0000	3/23/2011	DARUMA	73.20	15,753.56
MGIC INVT CORP WIS	552848103	2,663.0000	3/24/2011	ROTHSCHILD	106.52	23,602.17
MGIC INVT CORP WIS	552848103	4,270.0000	6/20/2011	DARUMA	170.80	27,075.64
MGIC INVT CORP WIS	552848103	3,020.0000	6/21/2011	DARUMA	120.80	19,341.29
MGIC INVT CORP WIS	552848103	510.0000	6/22/2011	DARUMA	20.40	3,296.44
MGIC INVT CORP WIS	552848103	1,160.0000	6/28/2011	DARUMA	8.12	7,005.47
MGIC INVT CORP WIS	552848103	3,860.0000	8/4/2011	DARUMA	27.02	14,969.85
MGIC INVT CORP WIS	552848103	4,590.0000	8/5/2011	DARUMA	183.60	18,205.32
MGIC INVT CORP WIS	552848103	1,980.0000	8/8/2011	DARUMA	79.20	7,878.42

SCHEDULE 4B**Annual Statement of the Franklin Regional Retirement System for Year Ended 12/31/2011
Equities Purchased During Month - Equities defined as stocks or options**

SECURITY NAME	A CUSIP	B SHARES	C DATE ACQUIRED	D MANAGER	E COMMISSION	F COST BASIS
MGIC INVT CORP WIS	552848103	3,190.0000	8/8/2011	DARUMA	127.60	13,116.64
MGIC INVT CORP WIS	552848103	2,840.0000	8/9/2011	DARUMA	113.60	9,826.68
MGIC INVT CORP WIS	552848103	7,710.0000	8/9/2011	DARUMA	77.10	26,329.65
MOLEX INC	608554101	1,754.0000	2/18/2011	ROTHSCHILD	70.16	48,268.68
MONSTER WORLDWIDE INC	611742107	7,000.0000	3/22/2011	DARUMA	280.00	105,924.00
MONSTER WORLDWIDE INC	611742107	1,610.0000	3/23/2011	DARUMA	64.40	24,564.58
MONSTER WORLDWIDE INC	611742107	3,270.0000	3/23/2011	DARUMA	130.80	49,780.52
MONSTER WORLDWIDE INC	611742107	1,300.0000	3/24/2011	DARUMA	52.00	20,339.93
MONSTER WORLDWIDE INC	611742107	410.0000	3/25/2011	DARUMA	16.40	6,408.14
MONSTER WORLDWIDE INC	611742107	360.0000	6/28/2011	DARUMA	2.52	4,896.43
MURPHY OIL CORP	626717102	795.0000	5/31/2011	SEIZERT	31.80	54,191.18
MURPHY OIL CORP	626717102	225.0000	6/6/2011	SEIZERT	4.50	15,301.60
MURPHY OIL CORP	626717102	440.0000	6/28/2011	SEIZERT	17.60	27,420.45
MURPHY OIL CORP	626717102	290.0000	8/9/2011	SEIZERT	11.60	16,556.30
MYRIAD GENETICS INC	62855J104	1,117.0000	1/13/2011	ROTHSCHILD	16.76	22,730.96
MYRIAD GENETICS INC	62855J104	848.0000	1/14/2011	ROTTISCHILD	33.92	17,767.89

SCHEDULE 4B

Annual Statement of the Franklin Regional Retirement System for Year Ended 12/31/2011
Equities Purchased During Month - Equities defined as stocks or options

SECURITY NAME	A CUSIP	B SHARES	C DATE ACQUIRED	D MANAGER	E COMMISSION	F COST BASIS
NEXEN INC	65334H102	6,065.0000	5/31/2011	SEIZERT	242.60	135,937.88
NEXEN INC	65334H102	1,430.0000	6/28/2011	SEIZERT	57.20	28,809.64
NEXEN INC	65334H102	555.0000	10/11/2011	SEIZERT	11.10	8,786.65
NEXEN INC	65334H102	450.0000	11/23/2011	SEIZERT	9.00	6,970.50
OSHKOSH TRUCK CORP	688239201	1,780.0000	6/28/2011	SEIZERT	71.20	48,269.68
OSHKOSH TRUCK CORP	688239201	2,885.0000	8/2/2011	SEIZERT	115.40	72,733.47
OSHKOSH TRUCK CORP	688239201	960.0000	8/5/2011	SEIZERT	38.40	23,585.57
OSHKOSH TRUCK CORP	688239201	810.0000	8/9/2011	SEIZERT	32.40	17,202.70
OSHKOSH TRUCK CORP	688239201	1,355.0000	8/23/2011	SEIZERT	27.10	23,091.23
OSHKOSH TRUCK CORP	688239201	545.0000	10/11/2011	SEIZERT	16.35	8,798.92
PINNACLE ENTERTAINMENT INC	723456109	1,980.0000	1/4/2011	DARUMA	39.60	28,063.13
PINNACLE ENTERTAINMENT INC	723456109	280.0000	1/6/2011	DARUMA	5.60	3,936.18
PINNACLE ENTERTAINMENT INC	723456109	440.0000	1/7/2011	DARUMA	8.80	6,067.03
PINNACLE ENTERTAINMENT INC	723456109	1,630.0000	1/10/2011	DARUMA	65.20	22,159.85
PINNACLE ENTERTAINMENT INC	723456109	940.0000	1/12/2011	DARUMA	18.80	12,614.80
PINNACLE ENTERTAINMENT INC	723456109	860.0000	1/13/2011	DARUMA	34.40	11,831.79

SCHEDULE 4B

Annual Statement of the Franklin Regional Retirement System for Year Ended 12/31/2011
Equities Purchased During Month - Equities defined as stocks or options

SECURITY NAME	A CUSIP	B SHARES	C DATE ACQUIRED	D MANAGER	E COMMISSION	F COST BASIS
PINNACLE ENTERTAINMENT INC	723456109	750.0000	1/14/2011	DARUMA	30.00	10,276.73
PINNACLE ENTERTAINMENT INC	723456109	450.0000	1/18/2011	DARUMA	18.00	6,273.18
PINNACLE ENTERTAINMENT INC	723456109	900.0000	1/21/2011	DARUMA	36.00	13,534.29
PINNACLE ENTERTAINMENT INC	723456109	950.0000	1/24/2011	DARUMA	38.00	14,159.94
PINNACLE ENTERTAINMENT INC	723456109	520.0000	1/25/2011	DARUMA	20.80	7,701.20
PINNACLE ENTERTAINMENT INC	723456109	1,020.0000	1/26/2011	DARUMA	40.80	15,414.85
PINNACLE ENTERTAINMENT INC	723456109	310.0000	1/28/2011	DARUMA	12.40	4,594.05
PINNACLE ENTERTAINMENT INC	723456109	430.0000	1/31/2011	DARUMA	17.20	6,574.40
PINNACLE ENTERTAINMENT INC	723456109	180.0000	2/1/2011	DARUMA	7.20	2,728.31
PINNACLE ENTERTAINMENT INC	723456109	910.0000	2/3/2011	DARUMA	36.40	13,625.25
PINNACLE ENTERTAINMENT INC	723456109	280.0000	2/4/2011	DARUMA	11.20	4,224.98
PINNACLE ENTERTAINMENT INC	723456109	3,500.0000	3/17/2011	DARUMA	140.00	43,783.25
PINNACLE ENTERTAINMENT INC	723456109	460.0000	3/22/2011	DARUMA	18.40	5,765.13
PINNACLE ENTERTAINMENT INC	723456109	1,060.0000	3/23/2011	DARUMA	42.40	13,273.74
PINNACLE ENTERTAINMENT INC	723456109	300.0000	3/24/2011	DARUMA	12.00	3,763.80
PINNACLE ENTERTAINMENT INC	723456109	780.0000	3/29/2011	DARUMA	31.20	10,460.50

SCHEDULE 4B

Annual Statement of the Franklin Regional Retirement System for Year Ended 12/31/2011
Equities Purchased During Month - Equities defined as stocks or options

SECURITY NAME	A CUSIP	B SHARES	C DATE ACQUIRED	D MANAGER	E COMMISSION	F COST BASIS
PINNACLE ENTERTAINMENT INC	723456109	300.0000	4/4/2011	DARUMA	12.00	4,037.82
PINNACLE ENTERTAINMENT INC	723456109	520.0000	6/28/2011	DARUMA	3.64	7,260.03
PINNACLE ENTERTAINMENT INC	723456109	770.0000	11/1/2011	DARUMA	30.80	8,388.23
PINNACLE ENTERTAINMENT INC	723456109	620.0000	11/1/2011	DARUMA	4.34	6,718.26
PINNACLE ENTERTAINMENT INC	723456109	760.0000	11/2/2011	DARUMA	15.20	8,632.99
PINNACLE ENTERTAINMENT INC	723456109	630.0000	11/3/2011	DARUMA	25.20	7,213.12
PLEXUS CORP	729132100	1,760.0000	3/22/2011	DARUMA	35.20	51,414.35
PLEXUS CORP	729132100	3,300.0000	3/23/2011	DARUMA	132.00	97,288.29
PLEXUS CORP	729132100	250.0000	4/25/2011	DARUMA	10.00	8,246.73
PLEXUS CORP	729132100	320.0000	5/10/2011	DARUMA	12.80	11,371.65
PLEXUS CORP	729132100	560.0000	6/8/2011	DARUMA	22.40	19,838.06
PLEXUS CORP	729132100	300.0000	6/9/2011	DARUMA	12.00	10,638.90
PLEXUS CORP	729132100	420.0000	6/10/2011	DARUMA	16.80	15,071.66
PLEXUS CORP	729132100	180.0000	6/28/2011	DARUMA	1.26	5,694.66
PLEXUS CORP	729132100	1,000.0000	11/4/2011	DARUMA	20.00	25,143.50
PLEXUS CORP	729132100	270.0000	11/7/2011	DARUMA	10.80	6,840.64

SCHEDULE 4B

Annual Statement of the Franklin Regional Retirement System for Year Ended 12/31/2011
Equities Purchased During Month - Equities defined as stocks or options

SECURITY NAME	A CUSIP	B SHARES	C DATE ACQUIRED	D MANAGER	E COMMISSION	F COST BASIS
PMC-SIERRA INC	69344F106	2,350.0000	6/7/2011	DARUMA	94.00	17,828.51
PMC-SIERRA INC	69344F106	3,420.0000	6/8/2011	DARUMA	136.80	25,934.20
PMC-SIERRA INC	69344F106	1,010.0000	6/28/2011	DARUMA	7.07	7,072.02
PROGRESS SOFTWARE CORP	743312100	450.0000	6/28/2011	DARUMA	3.15	10,345.14
PROGRESS SOFTWARE CORP	743312100	390.0000	8/10/2011	DARUMA	15.60	8,566.43
QUEST DIAGNOSTICS INC	74834L100	400.0000	2/10/2011	ROTHSCHILD	16.00	23,636.04
QUEST DIAGNOSTICS INC	74834L100	816.0000	2/11/2011	ROTHSCHILD	32.64	47,717.48
REDWOOD TRUST INC REIT	758075402	9,565.0000	5/31/2011	SEIZERT	382.60	145,823.21
REGIONS FINL CORP	7591EP100	15,210.0000	5/31/2011	SEIZERT	456.30	104,644.80
REGIONS FINL CORP	7591EP100	2,110.0000	7/11/2011	SEIZERT	84.40	12,805.59
REGIONS FINL CORP	7591EP100	2,600.0000	8/4/2011	SEIZERT	104.00	15,563.86
REGIONS FINL CORP	7591EP100	2,810.0000	10/11/2011	SEIZERT	56.20	9,188.70
REGIONS FINL CORP	7591EP100	4,535.0000	11/9/2011	SEIZERT	90.70	18,138.64
ROGERS CORP	775133101	550.0000	11/4/2011	DARUMA	3.85	21,453.08
ROGERS CORP	775133101	280.0000	11/7/2011	DARUMA	1.96	11,185.08
ROGERS CORP	775133101	110.0000	11/9/2011	DARUMA	4.40	4,576.88

SCHEDULE 4B**Annual Statement of the Franklin Regional Retirement System for Year Ended 12/31/2011
Equities Purchased During Month - Equities defined as stocks or options**

SECURITY NAME	A CUSIP	B SHARES	C DATE ACQUIRED	D MANAGER	E COMMISSION	F COST BASIS
ROGERS CORP	775133101	470.0000	11/10/2011	DARUMA	18.80	19,537.71
ROGERS CORP	775133101	190.0000	11/14/2011	DARUMA	7.60	7,890.83
ROGERS CORP	775133101	400.0000	11/15/2011	DARUMA	16.00	16,095.44
ROGERS CORP	775133101	330.0000	11/22/2011	DARUMA	2.31	13,013.42
ROGERS CORP	775133101	110.0000	11/23/2011	DARUMA	4.40	4,382.17
ROGERS CORP	775133101	120.0000	11/29/2011	DARUMA	4.80	4,431.04
ROGERS CORP	775133101	410.0000	12/2/2011	DARUMA	16.40	15,340.31
ROGERS CORP	775133101	230.0000	12/12/2011	DARUMA	9.20	9,341.27
ROGERS CORP	775133101	210.0000	12/13/2011	DARUMA	8.40	8,424.28
ROGERS CORP	775133101	170.0000	12/15/2011	DARUMA	6.80	6,761.72
ROGERS CORP	775133101	160.0000	12/16/2011	DARUMA	6.40	6,374.03
ROGERS CORP	775133101	280.0000	12/19/2011	DARUMA	11.20	10,887.46
ROGERS CORP	775133101	220.0000	12/20/2011	DARUMA	8.80	8,562.09
ROGERS CORP	775133101	130.0000	12/21/2011	DARUMA	4.80	4,722.25
ROVI CORP	779376102	830.0000	3/17/2011	DARUMA	33.20	45,200.80
ROVI CORP	779376102	80.0000	6/28/2011	DARUMA	0.56	4,425.36

SCHEDULE 4B

Annual Statement of the Franklin Regional Retirement System for Year Ended 12/31/2011
Equities Purchased During Month - Equities defined as stocks or options

SECURITY NAME	A CUSIP	B SHARES	C DATE ACQUIRED	D MANAGER	E COMMISSION	F COST BASIS
ROVI CORP	779376102	260.0000	8/8/2011	DARUMA	10.40	13,364.99
ROVI CORP	779376102	300.0000	8/9/2011	DARUMA	12.00	15,321.48
ROVI CORP	779376102	2,890.0000	11/15/2011	DARUMA	115.60	86,763.87
SARA LEE CORPORATION	803111103	1,259.0000	1/21/2011	ROTHSCHILD	50.36	22,994.00
SEMPRA ENERGY	816851109	914.0000	4/8/2011	ROTHSCHILD	36.56	49,304.08
SEMTECH CORP COM	816850101	270.0000	6/28/2011	DARUMA	1.89	6,783.78
SHUTTERFLY INC	82568P304	110.0000	6/28/2011	DARUMA	0.77	5,764.22
SHUTTERFLY INC	82568P304	510.0000	10/7/2011	DARUMA	20.40	17,757.44
SHUTTERFLY INC	82568P304	640.0000	11/1/2011	DARUMA	12.80	27,388.80
SHUTTERFLY INC	82568P304	500.0000	11/2/2011	DARUMA	20.00	21,581.15
SHUTTERFLY INC	82568P304	960.0000	12/5/2011	DARUMA	19.20	26,227.20
SHUTTERFLY INC	82568P304	400.0000	12/28/2011	DARUMA	16.00	9,634.84
SHUTTERFLY INC	82568P304	300.0000	12/29/2011	DARUMA	12.00	7,167.00
SILICON IMAGE INC	82705T102	1,390.0000	2/4/2011	DARUMA	55.60	10,022.18
SILICON IMAGE INC	82705T102	850.0000	2/7/2011	DARUMA	34.00	6,362.76
SILICON IMAGE INC	82705T102	1,190.0000	2/8/2011	DARUMA	47.60	9,084.10

SCHEDULE 4B

Annual Statement of the Franklin Regional Retirement System for Year Ended 12/31/2011
Equities Purchased During Month - Equities defined as stocks or options

SECURITY NAME	A CUSIP	B SHARES	C DATE ACQUIRED	D MANAGER	E COMMISSION	F COST BASIS
SOTHEBYS HLDGS INC CL A	835898107	140.0000	6/28/2011	DARUMA	0.98	5,576.58
SOTHEBYS HLDGS INC CL A	835898107	490.0000	8/22/2011	DARUMA	3.43	17,138.63
SOTHEBYS HLDGS INC CL A	835898107	710.0000	8/23/2011	DARUMA	28.40	23,230.77
SUNTRUST BANKS INC	867914103	1,576.0000	3/24/2011	ROTHSCHILD	63.04	47,107.43
SUNTRUST BANKS INC	867914103	691.0000	3/28/2011	ROTHSCHILD	5.18	19,957.18
SYMANTEC CORP	871503108	7,970.0000	5/31/2011	SEIZERT	318.80	151,748.00
SYMANTEC CORP	871503108	1,785.0000	8/9/2011	SEIZERT	71.40	31,110.23
TERADYNE INC	880770102	1,269.0000	3/8/2011	ROTHSCHILD	19.04	24,003.27
TERADYNE INC	880770102	1,204.0000	3/16/2011	ROTHSCHILD	48.16	20,457.04
TESSERA TECHNOLOGIES INC	88164L100	10,095.0000	5/31/2011	SEIZERT	403.80	176,037.62
TESSERA TECHNOLOGIES INC	88164L100	505.0000	8/10/2011	SEIZERT	20.20	7,255.34
TESSERA TECHNOLOGIES INC	88164L100	1,555.0000	8/17/2011	SEIZERT	62.20	20,341.11
ULTRA PETROLEUM CORP	903914109	2,995.0000	5/31/2011	SEIZERT	119.80	144,162.83
ULTRA PETROLEUM CORP	903914109	755.0000	6/28/2011	SEIZERT	30.20	33,390.40
UNITED NATURAL FOODS INC	911163103	140.0000	6/28/2011	DARUMA	0.98	5,781.58
UNITED STATIONERS INC	913004107	200.0000	6/28/2011	DARUMA	1.40	6,761.40

SCHEDULE 4B

Annual Statement of the Franklin Regional Retirement System for Year Ended 12/31/2011
Equities Purchased During Month - Equities defined as stocks or options

SECURITY NAME	A CUSIP	B SHARES	C DATE ACQUIRED	D MANAGER	E COMMISSION	F COST BASIS
UNITED THERAPEUTICS CORP DEL	91307C102	860.0000	12/16/2011	SEIZERT	17.20	35,911.97
UNITED THERAPEUTICS CORP DEL	91307C102	165.0000	12/16/2011	SEIZERT	3.30	6,926.27
UNITED THERAPEUTICS CORP DEL	91307C102	990.0000	12/20/2011	SEIZERT	19.80	41,139.45
UNITED THERAPEUTICS CORP DEL	91307C102	390.0000	12/22/2011	SEIZERT	7.80	16,782.91
US STEEL CORP	912909108	428.0000	1/27/2011	ROTHSCHILD	12.84	23,280.93
US STEEL CORP	912909108	418.0000	1/28/2011	ROTHSCHILD	16.72	23,793.86
VALIDUS HOLDINGS LTD	G9319H102	200.0000	6/28/2011	DARUMA	1.40	5,971.90
VALIDUS HOLDINGS LTD	G9319H102	1,020.0000	7/19/2011	DARUMA	40.80	28,728.81
VALIDUS HOLDINGS LTD	G9319H102	550.0000	7/20/2011	DARUMA	22.00	15,471.28
VARIAN MEDICAL SYSTEMS INC	92220P105	349.0000	2/8/2011	ROTHSCHILD	13.96	23,494.58
VERA BRADLEY INC	92335C106	520.0000	10/13/2011	DARUMA	20.80	19,645.29
VERA BRADLEY INC	92335C106	320.0000	10/13/2011	DARUMA	6.40	11,815.87
VERA BRADLEY INC	92335C106	110.0000	10/13/2011	DARUMA	2.20	3,958.90
VERA BRADLEY INC	92335C106	230.0000	10/14/2011	DARUMA	9.20	8,706.70
VERA BRADLEY INC	92335C106	370.0000	10/14/2011	DARUMA	7.40	13,932.79
VERA BRADLEY INC	92335C106	460.0000	10/18/2011	DARUMA	18.40	17,677.48

SCHEDULE 4B

Annual Statement of the Franklin Regional Retirement System for Year Ended 12/31/2011
Equities Purchased During Month - Equities defined as stocks or options

SECURITY NAME	A CUSIP	B SHARES	C DATE ACQUIRED	D MANAGER	E COMMISSION	F COST BASIS
VERA BRADLEY INC	92333C106	120.0000	10/19/2011	DARUMA	4.80	4,710.41
VERA BRADLEY INC	92333C106	480.0000	11/16/2011	DARUMA	9.60	20,305.97
VERA BRADLEY INC	92333C106	540.0000	11/16/2011	DARUMA	3.78	22,978.30
VERA BRADLEY INC	92333C106	170.0000	11/18/2011	DARUMA	1.19	7,137.99
VERA BRADLEY INC	92333C106	246.0000	11/21/2011	DARUMA	1.72	10,201.91
VERA BRADLEY INC	92333C106	323.0000	11/21/2011	DARUMA	12.92	12,996.13
VERA BRADLEY INC	92333C106	491.0000	11/22/2011	DARUMA	19.64	19,105.79
VERA BRADLEY INC	92333C106	120.0000	11/23/2011	DARUMA	4.80	4,699.90
VERA BRADLEY INC	92333C106	360.0000	12/2/2011	DARUMA	14.40	12,407.62
VERA BRADLEY INC	92333C106	140.0000	12/2/2011	DARUMA	2.80	4,701.20
VERA BRADLEY INC	92333C106	850.0000	12/28/2011	DARUMA	5.95	27,065.36
VERA BRADLEY INC	92333C106	180.0000	12/29/2011	DARUMA	7.20	5,794.88
VERA BRADLEY INC	92333C106	150.0000	12/30/2011	DARUMA	6.00	4,792.26
VISTEON CORP	92839U206	3,070.0000	5/31/2011	SEIZERT	122.80	188,927.80
VISTEON CORP	92839U206	270.0000	8/17/2011	SEIZERT	10.80	13,767.71
VISTEON CORP	92839U206	140.0000	8/24/2011	SEIZERT	4.20	6,313.66

SCHEDULE 4B

Annual Statement of the Franklin Regional Retirement System for Year Ended 12/31/2011
Equities Purchased During Month - Equities defined as stocks or options

SECURITY NAME	A CUSIP	B SHARES	C DATE ACQUIRED	D MANAGER	E COMMISSION	F COST BASIS
VISTEON CORP	92839U206	160.0000	10/11/2011	SEIZERT	4.80	7,135.74
WABTEC CORP	929740108	120.0000	6/28/2011	DARUMA	0.84	7,751.24
WABTEC CORP	929740108	610.0000	7/19/2011	DARUMA	24.40	38,344.60
WADDELL & REED FINL INC CL A	930059100	643.0000	2/15/2011	ROTHSCHILD	25.72	24,205.03
WADDELL & REED FINL INC CL A	930059100	626.0000	2/16/2011	ROTHSCHILD	25.04	24,807.57
WESTERN DIGITAL CORP	958102105	4,270.0000	5/31/2011	SEIZERT	170.80	153,780.21
WESTERN DIGITAL CORP	958102105	855.0000	9/7/2011	SEIZERT	34.20	25,201.55
WESTERN DIGITAL CORP	958102105	605.0000	10/24/2011	SEIZERT	12.10	15,048.29
WRIGHT EXPRESS CORP	98233Q105	190.0000	6/28/2011	DARUMA	1.33	9,298.43
ZIONS BANCORP	989701107	5,130.0000	5/31/2011	SEIZERT	205.20	118,810.80
ZIONS BANCORP	989701107	290.0000	8/4/2011	SEIZERT	11.60	6,329.86
ZIONS BANCORP	989701107	830.0000	8/9/2011	SEIZERT	33.20	16,508.70
ZIONS BANCORP	989701107	625.0000	11/9/2011	SEIZERT	25.00	10,756.25
Totals:					18,204.09	11,712,737.49

SCHEDULE 4C

Annual Statement of the Franklin Region Retirement System for the Year Ended 12/31/2011

Equities Sold During Month - Equities defined as stocks or options

SECURITY NAME	A CUSIP	B SHARES	C NAME OF MANAGER	D DATE SOLD	E COMM PAID	F PROCEEDS FROM SALES	G MARKET PRIOR YR END OR CUR COST BASIS	H REALIZED GAIN	I REALIZED LOSS	J DIVIDENDS RECD
99 CENTS ONLY STORES	65440K106	9,550,000	DARUMA	3/11/2011	382.00	186,415.28	152,127.38	34,287.90	0.00	0.00
99 CENTS ONLY STORES	65440K106	8,500,000	DARUMA	3/11/2011	340.00	166,793.14	135,401.34	31,391.80	0.00	0.00
99 CENTS ONLY STORES	65440K106	3,280,000	DARUMA	3/11/2011	131.20	64,320.22	52,248.99	12,071.23	0.00	0.00
ACXIOM CORP	005125109	340,000	DARUMA	2/8/2011	2.38	5,898.20	5,831.00	67.20	0.00	0.00
ACXIOM CORP	005125109	220,000	DARUMA	5/18/2011	1.54	2,992.60	3,773.00	0.00	-780.40	0.00
ACXIOM CORP	005125109	150,000	DARUMA	6/20/2011	1.05	1,805.92	2,572.50	0.00	-766.58	0.00
ADVANCE AUTO PARTS	00751Y106	390,000	ROTHSCHILD	2/10/2011	15.60	24,966.19	25,798.50	0.00	-832.31	92.64
ADVANCE AUTO PARTS	00751Y106	577,000	SEIZERT	5/25/2011	23.08	36,073.58	38,168.55	0.00	-2,094.97	0.00
ADVANTAGE OIL & GAS LTD	00765F101	1,840,000	DARUMA	2/8/2011	12.88	13,834.87	12,512.00	1,322.87	0.00	0.00
ADVANTAGE OIL & GAS LTD	00765F101	1,030,000	DARUMA	6/20/2011	7.21	7,830.52	7,004.00	826.52	0.00	0.00
AGCO CORP	001084102	987,000	SEIZERT	5/25/2011	39.48	48,733.27	50,001.42	0.00	-1,268.15	0.00
AIR METHODS CORP	009128307	550,000	DARUMA	1/3/2011	11.00	31,997.79	30,948.50	1,049.29	0.00	0.00
AIR METHODS CORP	009128307	220,000	DARUMA	1/4/2011	4.40	12,705.22	12,379.40	325.82	0.00	0.00
AIR METHODS CORP	009128307	130,000	DARUMA	1/5/2011	5.20	7,619.40	7,315.10	304.30	0.00	0.00
AIR METHODS CORP	009128307	100,000	DARUMA	2/8/2011	0.70	5,286.19	5,627.00	0.00	-340.81	0.00
AIR METHODS CORP	009128307	330,000	DARUMA	6/20/2011	2.31	22,205.57	18,569.10	3,636.47	0.00	0.00
ALCOA INC	013817101	3,147,000	SEIZERT	5/25/2011	125.88	51,226.51	48,432.33	2,794.18	0.00	188.82
ALLIED WORLD ASSURANCE CO	1H01531104	33,000	ROTHSCHILD	2/28/2011	1.32	2,012.15	1,961.52	50.63	0.00	0.00
ALLIED WORLD ASSURANCE CO	1H01531104	467,000	SEIZERT	5/25/2011	18.68	28,158.90	27,758.48	400.42	0.00	0.00
ALLSCRIPTS HEALTHCARE SOLUTIONS	01988P108	2,160,000	DARUMA	1/6/2011	86.40	44,060.44	41,623.20	2,437.24	0.00	0.00
ALLSCRIPTS HEALTHCARE SOLUTIONS	01988P108	1,690,000	DARUMA	1/11/2011	67.60	35,329.86	32,566.30	2,763.56	0.00	0.00

SCHEDULE 4C

Annual Statement of the Franklin Region Retirement System for the Year Ended 12/31/2011
Equities Sold During Month - Equities defined as stocks or options

SECURITY NAME	A	B	C	D	E	F	G	H	I	J	
	SECURITY NAME	CUSIP	SHARES	NAME OF MANAGER	DATE SOLD	COMM PAID	PROCEEDS FROM SALES	MARKET PRIOR YR END OR CUR COST BASIS	REALIZED GAIN	REALIZED LOSS	DIVIDENDS RECD
ALLSCRIPTS HEALTHCARE SOLUTIONS	01988P108	1,200.0000	DARUMA	1/25/2011	48.00	23,783.18	23,124.00	659.18	0.00	0.00	0.00
ALLSCRIPTS HEALTHCARE SOLUTIONS	01988P108	880.0000	DARUMA	1/26/2011	35.20	17,732.97	16,957.60	775.37	0.00	0.00	0.00
ALLSCRIPTS HEALTHCARE SOLUTIONS	01988P108	420.0000	DARUMA	2/8/2011	2.94	9,217.64	8,093.40	1,124.24	0.00	0.00	0.00
ALLSCRIPTS HEALTHCARE SOLUTIONS	01988P108	140.0000	DARUMA	5/18/2011	0.98	2,791.96	2,697.80	94.16	0.00	0.00	0.00
ALLSCRIPTS HEALTHCARE SOLUTIONS	01988P108	180.0000	DARUMA	6/20/2011	1.26	3,303.47	3,468.60	0.00	-165.13	0.00	0.00
ALPHA NAT RES INC	02076X102	676.0000	SEIZERT	5/25/2011	27.04	35,293.42	38,808.35	0.00	-3,514.93	0.00	0.00
AMDOCS LTD	G02602103	4,460.0000	SEIZERT	8/8/2011	178.40	120,405.64	134,864.95	0.00	-14,459.31	0.00	0.00
AMERICAN FINL GROUP INC OII	025932104	1,882.0000	SEIZERT	5/25/2011	75.28	65,163.55	60,769.78	4,393.77	0.00	611.66	0.00
AMERIGROUP CORPORATION	03073T102	900.0000	DARUMA	1/25/2011	18.00	44,227.85	39,528.00	4,699.85	0.00	0.00	0.00
AMERIGROUP CORPORATION	03073T102	520.0000	DARUMA	1/28/2011	10.40	27,043.48	22,838.40	4,205.08	0.00	0.00	0.00
AMERIGROUP CORPORATION	03073T102	170.0000	DARUMA	2/8/2011	1.19	9,116.14	7,466.40	1,649.74	0.00	0.00	0.00
AMERIGROUP CORPORATION	03073T102	400.0000	DARUMA	2/18/2011	8.00	22,868.64	17,568.00	5,300.64	0.00	0.00	0.00
AMERIGROUP CORPORATION	03073T102	270.0000	DARUMA	2/22/2011	10.80	15,357.98	11,858.40	3,499.58	0.00	0.00	0.00
AMERIGROUP CORPORATION	03073T102	220.0000	DARUMA	4/8/2011	8.80	13,530.80	9,662.40	3,868.40	0.00	0.00	0.00
AMERIGROUP CORPORATION	03073T102	800.0000	DARUMA	4/11/2011	32.00	49,666.56	35,136.00	14,530.56	0.00	0.00	0.00
AMERIGROUP CORPORATION	03073T102	60.0000	DARUMA	5/18/2011	0.42	4,139.50	2,635.20	1,504.30	0.00	0.00	0.00
AMERIGROUP CORPORATION	03073T102	710.0000	DARUMA	6/23/2011	4.97	45,710.91	31,183.20	14,527.71	0.00	0.00	0.00
AMERIGROUP CORPORATION	03073T102	690.0000	DARUMA	7/19/2011	27.60	49,104.63	30,304.80	18,799.83	0.00	0.00	0.00
AMERIGROUP CORPORATION	03073T102	990.0000	DARUMA	7/27/2011	39.60	65,618.60	43,480.80	22,137.80	0.00	0.00	0.00
AMERIGROUP CORPORATION	03073T102	1,020.0000	DARUMA	7/27/2011	20.40	67,540.55	44,798.40	22,742.15	0.00	0.00	0.00
AMERIGROUP CORPORATION	03073T102	580.0000	DARUMA	7/28/2011	23.20	38,930.30	25,473.60	13,456.70	0.00	0.00	0.00

SCHEDULE 4C

Annual Statement of the Franklin Region Retirement System for the Year Ended 12/31/2011
Equities Sold During Month - Equities defined as stocks or options

SECURITY NAME	A	B	C	D	E	F	G	H	I	J
	SECURITY NAME	SHARES	NAME OF MANAGER	DATE SOLD	COMM PAID	PROCEEDS FROM SALES	MARKET PRIOR YR END OR CUR COST BASIS	REALIZED GAIN	REALIZED LOSS	DIVIDENDS RECD
AMERIGROUP CORPORATION	03073T102	400.0000	DARUMA	11/17/2011	16.00	21,901.21	16,847.44	5,053.77	0.00	0.00
AMERIGROUP CORPORATION	03073T102	260.0000	DARUMA	11/18/2011	10.40	14,105.79	10,950.84	3,154.95	0.00	0.00
AMERIPRISE FINL INC	03076C106	1,240.0000	SEIZERT	5/25/2011	49.60	75,448.21	71,362.00	4,086.21	0.00	508.40
AMERISOURCEBERGEN CORP	03073E105	1,292.0000	SEIZERT	5/25/2011	51.68	53,475.50	44,083.04	9,392.46	0.00	277.78
ANNALY MTG MGMT INC	035710409	1,480.0000	SEIZERT	9/21/2011	29.60	26,735.38	26,654.65	80.73	0.00	0.00
ANNALY MTG MGMT INC	035710409	1,380.0000	SEIZERT	9/23/2011	55.20	24,104.27	24,853.66	0.00	-749.39	0.00
APARTMENT INVT & MGMT CO CL A	03748R101	1,226.0000	ROTHSCHILD	2/10/2011	49.04	29,337.98	31,679.84	0.00	-2,341.86	0.00
APARTMENT INVT & MGMT CO CL A	03748R101	992.0000	ROTHSCHILD	2/11/2011	39.68	23,982.52	25,633.28	0.00	-1,650.76	0.00
ARCH COAL INC	039380100	1,434.0000	ROTHSCHILD	3/11/2011	57.36	45,990.79	50,276.04	0.00	-4,285.25	143.40
ASPEN INSURANCE HOLDINGS LTD	G05384105	430.0000	DARUMA	12/29/2010	17.20	12,382.07	12,306.60	75.47	0.00	0.00
ASPEN INSURANCE HOLDINGS LTD	G05384105	1,440.0000	DARUMA	12/30/2010	57.60	41,265.81	41,212.80	53.01	0.00	0.00
ATMEL CORP	049513104	3,816.0000	SEIZERT	5/25/2011	152.64	55,105.02	47,013.12	8,091.90	0.00	0.00
AUTOZONE INC	053332102	168.0000	SEIZERT	5/25/2011	6.72	49,701.99	45,795.12	3,906.87	0.00	0.00
BALLY TECHNOLOGIES INC	05874B107	120.0000	DARUMA	2/8/2011	0.84	4,728.76	5,062.80	0.00	-334.04	0.00
BMC SOFTWARE INC	055921100	961.0000	SEIZERT	5/25/2011	38.44	51,882.81	45,581.96	6,300.85	0.00	0.00
BRADY CORPORATION CL A	104674106	220.0000	DARUMA	2/8/2011	1.54	7,424.21	7,174.20	250.01	0.00	0.00
BRADY CORPORATION CL A	104674106	80.0000	DARUMA	5/18/2011	0.56	2,782.58	2,608.80	173.78	0.00	0.00
BRADY CORPORATION CL A	104674106	140.0000	DARUMA	6/20/2011	0.98	4,372.53	4,565.40	0.00	-192.87	0.00
CA INC	12673P105	3,091.0000	SEIZERT	5/25/2011	123.64	70,026.49	75,544.04	0.00	-5,517.55	278.19
CADENCE DESIGN SYS	127387108	880.0000	DARUMA	2/8/2011	6.16	8,530.88	7,268.80	1,262.08	0.00	0.00
CADENCE DESIGN SYS	127387108	1,120.0000	DARUMA	5/18/2011	7.84	12,003.92	9,251.20	2,752.72	0.00	0.00

SCHEDULE 4C

Annual Statement of the Franklin Region Retirement System for the Year Ended 12/31/2011
Equities Sold During Month - Equities defined as stocks or options

	A	B	C	D	E	F	G	H	I	J
SECURITY NAME	CUSIP	SHARES	NAME OF MANAGER	DATE SOLD	COMM PAID	PROCEEDS FROM SALES	MARKET PRIOR YR END OR CUR COST BASIS	REALIZED GAIN	REALIZED LOSS	DIVIDENDS RECD
CADENCE DESIGN SYS	127387108	330.0000	DARUMA	6/20/2011	2.31	3,301.02	2,725.80	575.22	0.00	0.00
CADENCE DESIGN SYS	127387108	1,530.0000	DARUMA	10/5/2011	61.20	14,249.22	12,637.80	1,611.42	0.00	0.00
CADENCE DESIGN SYS	127387108	2,690.0000	DARUMA	10/6/2011	107.60	25,313.22	22,219.40	3,093.82	0.00	0.00
CAPITALSOURCE INC	14055X102	9,168.0000	SEIZERT	5/25/2011	366.72	57,573.92	65,092.80	0.00	-7,518.88	91.68
CARDINAL HEALTH INC	14149Y108	1,479.0000	SEIZERT	5/25/2011	29.58	66,263.55	56,660.49	9,603.06	0.00	576.81
CB RICHARD ELLIS GROUP INC A	12497T101	780.0000	ROTHSCHILD	3/16/2011	31.20	19,921.59	15,974.40	3,947.19	0.00	0.00
CB RICHARD ELLIS GROUP INC A	12497T101	2,146.0000	SEIZERT	5/25/2011	85.84	57,084.43	43,950.08	13,134.35	0.00	0.00
CBS CORP NEW CL B	124857202	2,406.0000	SEIZERT	5/25/2011	96.34	63,228.46	56,695.03	6,533.43	0.00	0.00
CENTURY TEL INC	156700106	1,270.0000	ROTHSCHILD	4/5/2011	50.80	51,042.60	58,081.13	0.00	-7,038.53	0.00
CENTURY TEL INC	156700106	0.4640	ROTHSCHILD	4/6/2011	0.00	18.69	21.22	0.00	-2.53	610.80
CEPHALON INC	156708109	325.0000	ROTHSCHILD	3/30/2011	3.25	24,417.43	20,059.00	4,358.43	0.00	0.00
CEPHALON INC	156708109	575.0000	ROTHSCHILD	4/1/2011	23.00	43,545.06	35,489.00	8,056.06	0.00	0.00
CHECK POINT SOFTWARE TECH ADR	M22465104	2,655.0000	SEIZERT	6/14/2011	53.10	142,698.47	142,108.61	589.86	0.00	0.00
CHIQUITA BRANDS INTL	170032809	460.0000	DARUMA	1/31/2011	18.40	7,196.74	6,449.20	747.54	0.00	0.00
CHIQUITA BRANDS INTL	170032809	930.0000	DARUMA	2/1/2011	37.20	14,468.47	13,038.60	1,429.87	0.00	0.00
CHIQUITA BRANDS INTL	170032809	620.0000	DARUMA	2/2/2011	24.80	9,598.46	8,692.40	906.06	0.00	0.00
CHIQUITA BRANDS INTL	170032809	420.0000	DARUMA	2/5/2011	16.80	6,525.79	5,888.40	637.39	0.00	0.00
CHIQUITA BRANDS INTL	170032809	360.0000	DARUMA	2/8/2011	2.52	5,946.14	5,047.20	898.94	0.00	0.00
CHIQUITA BRANDS INTL	170032809	1,900.0000	DARUMA	5/19/2011	76.00	27,641.61	26,638.00	1,003.61	0.00	0.00
CHIQUITA BRANDS INTL	170032809	1,380.0000	DARUMA	5/23/2011	55.20	19,170.59	19,347.60	0.00	-177.01	0.00
CHIQUITA BRANDS INTL	170032809	1,450.0000	DARUMA	5/24/2011	58.00	20,174.62	20,329.00	0.00	-154.38	0.00

SCHEDULE 4C

Annual Statement of the Franklin Region Retirement System for the Year Ended 12/31/2011
Equities Sold During Month - Equities defined as stocks or options

SECURITY NAME	A CUSIP	B SHARES	C NAME OF MANAGER	D DATE SOLD	E COMM PAID	F PROCEEDS FROM SALES	G MARKET PRIOR YR END OR CUR COST BASIS	H REALIZED GAIN	I REALIZED LOSS	J DIVIDENDS RECD
CHIQUITA BRANDS INTL	170032809	1,980.0000	DARUMA	5/31/2011	79.20	28,796.16	27,759.60	1,036.56	0.00	0.00
CHIQUITA BRANDS INTL	170032809	980.0000	DARUMA	6/1/2011	39.20	14,462.46	13,739.60	722.86	0.00	0.00
CHIQUITA BRANDS INTL	170032809	950.0000	DARUMA	6/2/2011	19.00	13,820.33	13,319.00	501.33	0.00	0.00
CHIQUITA BRANDS INTL	170032809	960.0000	DARUMA	6/6/2011	38.40	13,076.57	13,459.20	0.00	-382.63	0.00
CHIQUITA BRANDS INTL	170032809	1,160.0000	DARUMA	6/8/2011	23.20	15,114.04	16,263.20	0.00	-1,149.16	0.00
CHIQUITA BRANDS INTL	170032809	1,620.0000	DARUMA	6/9/2011	64.80	21,042.26	22,712.40	0.00	-1,670.14	0.00
CIGNA CORP CD	125509109	4,240.0000	SEIZERT	8/1/2011	169.60	202,523.94	202,205.60	318.34	0.00	0.00
CIT GROUP INC	125581801	1,067.0000	SEIZERT	5/25/2011	42.68	44,311.65	48,089.90	0.00	-3,778.25	0.00
CMS ENERGY CORP	125896100	2,069.0000	SEIZERT	5/25/2011	82.76	40,955.48	38,483.40	2,472.08	0.00	868.98
COMMUNITY HEALTHI SYS INC NEW	203668108	1,104.0000	SEIZERT	5/25/2011	22.08	31,440.77	44,367.33	0.00	-12,926.56	0.00
CONAGRA FOODS INC	205887102	925.0000	ROTHSCHILD	1/10/2011	37.00	20,896.96	20,886.50	10.46	0.00	0.00
CONTANGO OIL & GAS CO	21075N204	25.0000	SEIZERT	6/3/2011	1.00	1,503.97	1,565.11	0.00	-61.14	0.00
CONTANGO OIL & GAS CO	21075N204	115.0000	SEIZERT	6/8/2011	4.60	6,664.15	7,199.52	0.00	-535.37	0.00
CONTANGO OIL & GAS CO	21075N204	354.0000	SEIZERT	6/9/2011	14.16	20,619.36	22,161.99	0.00	-1,542.63	0.00
CONTANGO OIL & GAS CO	21075N204	380.0000	SEIZERT	6/21/2011	15.20	21,254.93	23,789.71	0.00	-2,534.78	0.00
CONTANGO OIL & GAS CO	21075N204	761.0000	SEIZERT	6/22/2011	30.44	42,527.97	47,642.03	0.00	-5,114.06	0.00
CONVERGYS CORP	212485106	630.0000	DARUMA	2/8/2011	4.41	8,780.01	8,297.10	482.91	0.00	0.00
CONVERGYS CORP	212485106	330.0000	DARUMA	2/9/2011	13.20	4,707.68	4,346.10	361.58	0.00	0.00
CONVERGYS CORP	212485106	450.0000	DARUMA	2/10/2011	18.00	6,285.47	5,926.50	358.97	0.00	0.00
CONVERGYS CORP	212485106	290.0000	DARUMA	2/11/2011	11.60	4,080.77	3,819.30	261.47	0.00	0.00
CONVERGYS CORP	212485106	220.0000	DARUMA	2/14/2011	8.80	3,109.53	2,897.40	212.13	0.00	0.00

SCHEDULE 4C

Annual Statement of the Franklin Region Retirement System for the Year Ended 12/31/2011
Equities Sold During Month - Equities defined as stocks or options

SECURITY NAME	A	B	C	D	E	F	G	H	I	J
	CUSIP	SHARES	NAME OF MANAGER	DATE SOLD	COMM PAID	PROCEEDS FROM SALES	MARKET PRIOR YR END OR CUR COST BASIS	REALIZED GAIN	REALIZED LOSS	DIVIDENDS RECD
CONVERGYS CORP	212485106	480.0000	DARUMA	2/18/2011	9.60	7,003.54	6,321.60	681.94	0.00	0.00
CONVERGYS CORP	212485106	820.0000	DARUMA	2/22/2011	32.80	11,690.02	10,799.40	890.62	0.00	0.00
CONVERGYS CORP	212485106	380.0000	DARUMA	6/20/2011	2.66	4,900.15	5,004.60	0.00	-104.45	0.00
CONVERGYS CORP	212485106	1,160.0000	DARUMA	8/9/2011	46.40	11,830.96	15,277.20	0.00	-3,446.24	0.00
CONVERGYS CORP	212485106	1,660.0000	DARUMA	8/11/2011	66.40	16,286.11	21,862.20	0.00	-5,576.09	0.00
CONVERGYS CORP	212485106	850.0000	DARUMA	8/12/2011	34.00	8,351.85	11,194.50	0.00	-2,842.65	0.00
CONVERGYS CORP	212485106	1,550.0000	DARUMA	8/12/2011	31.00	15,011.46	20,413.50	0.00	-5,402.04	0.00
CONVERGYS CORP	212485106	1,730.0000	DARUMA	8/15/2011	69.20	17,764.85	22,784.10	0.00	-5,019.25	0.00
CONVERGYS CORP	212485106	1,310.0000	DARUMA	8/16/2011	9.17	13,417.42	17,252.70	0.00	-3,835.28	0.00
CONVERGYS CORP	212485106	1,680.0000	DARUMA	8/17/2011	67.20	17,253.26	22,125.60	0.00	-4,872.34	0.00
CONVERGYS CORP	212485106	720.0000	DARUMA	8/18/2011	28.80	7,002.65	9,482.40	0.00	-2,479.75	0.00
CONVERGYS CORP	212485106	160.0000	DARUMA	8/19/2011	6.40	1,505.65	2,107.20	0.00	-601.55	0.00
CONVERGYS CORP	212485106	1,820.0000	DARUMA	8/22/2011	12.74	17,287.84	23,969.40	0.00	-6,681.56	0.00
CONVERGYS CORP	212485106	700.0000	DARUMA	8/23/2011	28.00	6,730.09	9,219.00	0.00	-2,488.91	0.00
CONVERGYS CORP	212485106	2,310.0000	DARUMA	8/25/2011	92.40	22,074.16	30,521.92	0.00	-8,447.76	0.00
COSTAR GROUP INC	22160N109	220.0000	DARUMA	2/8/2011	1.54	12,794.40	12,663.20	131.20	0.00	0.00
COSTAR GROUP INC	22160N109	60.0000	DARUMA	5/18/2011	0.42	4,123.90	3,453.60	670.30	0.00	0.00
COSTAR GROUP INC	22160N109	120.0000	DARUMA	6/20/2011	0.84	6,914.62	6,907.20	7.42	0.00	0.00
COSTAR GROUP INC	22160N109	120.0000	DARUMA	10/5/2011	4.80	6,273.52	6,907.20	0.00	-633.68	0.00
COSTAR GROUP INC	22160N109	200.0000	DARUMA	10/6/2011	8.00	10,397.22	11,512.00	0.00	-1,114.78	0.00
COSTAR GROUP INC	22160N109	230.0000	DARUMA	10/10/2011	9.20	12,045.83	13,238.80	0.00	-1,192.97	0.00

SCHEDULE 4C

Annual Statement of the Franklin Region Retirement System for the Year Ended 12/31/2011
Equities Sold During Month - Equities defined as stocks or options

SECURITY NAME	A CUSIP	B SHARES	C NAME OF MANAGER	D DATE SOLD	E COMM PAID	F PROCEEDS FROM SALES	G MARKET PRIOR YR END OR CUR COST BASIS	H REALIZED GAIN	I REALIZED LOSS	J DIVIDENDS RECD
COSTAR GROUP INC	22160N109	210.0000	DARUMA	10/11/2011	8.40	10,993.87	12,087.60	0.00	-1,093.73	0.00
CUMMINS INC	231021106	657.0000	SEIZERT	5/25/2011	26.28	68,978.22	72,276.57	0.00	-3,298.35	344.92
CYTEC INDUSTRIES INC	232820100	1,062.0000	SEIZERT	5/25/2011	42.48	58,154.11	56,349.72	1,804.39	0.00	265.50
DARDEN RESTAURANTS INC	237194105	953.0000	SEIZERT	5/25/2011	38.12	48,605.01	44,257.32	4,347.69	0.00	609.92
DENTSPLY INTERNATIONAL INC	249030107	1,388.0000	SEIZERT	5/25/2011	55.52	53,478.61	47,427.96	6,050.65	0.00	138.80
DPL INC	233293109	1,856.0000	SEIZERT	5/25/2011	74.24	55,632.90	47,717.76	7,915.14	0.00	1,234.24
DR PEPPER SNAPPLE GROUP	26138E109	1,959.0000	SEIZERT	5/25/2011	78.36	81,227.39	70,160.19	11,067.20	0.00	630.50
DST SYSTEMS INC	233326107	1,260.0000	SEIZERT	5/25/2011	50.40	59,265.61	55,881.00	3,384.61	0.00	441.00
DTE ENERGY CO	233331107	1,113.0000	SEIZERT	5/25/2011	44.52	56,761.90	50,441.16	6,320.74	0.00	1,246.56
EATON CORP	278058102	1,410.0000	SEIZERT	5/25/2011	56.40	71,062.77	71,564.55	0.00	-501.78	958.80
ENERGIZER HOLDINGS INC	29266R108	487.0000	ROTHSCHILD	2/3/2011	19.48	32,322.44	35,502.30	0.00	-3,179.86	0.00
ENERGIZER HOLDINGS INC	29266R108	354.0000	ROTHSCHILD	2/9/2011	14.16	24,056.20	25,806.60	0.00	-1,750.40	0.00
ENERGY CORP NEW	29364G103	1,155.0000	SEIZERT	10/5/2011	46.20	73,996.99	77,553.74	0.00	-3,556.75	2,431.90
ENERGY CORP NEW	29364G103	585.0000	SEIZERT	12/13/2011	11.70	41,730.52	39,280.47	2,450.05	0.00	0.00
ENERGY CORP NEW	29364G103	605.0000	SEIZERT	12/15/2011	12.10	43,185.10	40,623.39	2,561.71	0.00	0.00
ENERGY CORP NEW	29364G103	585.0000	SEIZERT	12/21/2011	23.40	42,356.87	39,488.43	2,868.44	0.00	1,473.25
EXCO RESOURCES INC	269279402	1,231.0000	ROTHSCHILD	1/5/2011	49.24	23,770.20	23,906.02	0.00	-135.82	0.00
EXCO RESOURCES INC	269279402	1,640.0000	ROTHSCHILD	1/11/2011	65.60	31,192.11	31,848.80	0.00	-656.69	0.00
FACTSET RESEARCH SYSTEMS INC	303075105	749.0000	SEIZERT	5/25/2011	29.96	79,996.68	70,226.24	9,770.44	0.00	172.27
FAIRCHILD SEMICONDUCTOR	303726103	2,663.0000	SEIZERT	5/25/2011	106.52	47,507.28	48,537.95	0.00	-1,030.67	0.00
FIFTH THIRD BANCORP COM	316773100	3,282.0000	SEIZERT	5/25/2011	131.28	41,483.68	48,179.76	0.00	-6,696.08	229.74

SCHEDULE 4C

Annual Statement of the Franklin Region Retirement System for the Year Ended 12/31/2011

Equities Sold During Month - Equities defined as stocks or options

A	B	C	D	E	F	G	H	I	J	
SECURITY NAME	CUSIP	SHARES	NAME OF MANAGER	DATE SOLD	COMM PAID	PROCEEDS FROM SALES	MARKET PRIOR YR END OR CUR COST BASIS	REALIZED GAIN	REALIZED LOSS	DIVIDENDS RECD
FIRST AMERN FINL CORP	31847R102	2,010.0000	DARUMA	2/10/2011	80.40	32,081.19	30,029.40	2,051.79	0.00	0.00
FIRST AMERN FINL CORP	31847R102	700.0000	DARUMA	3/17/2011	28.00	11,733.24	10,458.00	1,275.24	0.00	0.00
FIRST AMERN FINL CORP	31847R102	920.0000	DARUMA	3/18/2011	36.80	15,387.80	13,744.80	1,643.00	0.00	0.00
FIRST AMERN FINL CORP	31847R102	480.0000	DARUMA	3/21/2011	9.60	8,206.02	7,171.20	1,034.82	0.00	0.00
FIRST AMERN FINL CORP	31847R102	280.0000	DARUMA	5/18/2011	1.96	4,426.15	4,183.20	242.95	0.00	0.00
FIRST AMERN FINL CORP	31847R102	940.0000	DARUMA	6/16/2011	37.60	13,850.82	14,043.60	0.00	-192.78	0.00
FIRST AMERN FINL CORP	31847R102	1,930.0000	DARUMA	6/17/2011	77.20	28,409.44	28,834.20	0.00	-424.76	0.00
FIRST AMERN FINL CORP	31847R102	280.0000	DARUMA	8/11/2011	11.20	3,795.94	4,183.20	0.00	-387.26	0.00
FIRST AMERN FINL CORP	31847R102	1,430.0000	DARUMA	8/12/2011	57.20	19,456.20	21,364.20	0.00	-1,908.00	0.00
FIRST AMERN FINL CORP	31847R102	200.0000	DARUMA	10/5/2011	4.00	2,456.17	2,988.00	0.00	-531.83	0.00
FIRST AMERN FINL CORP	31847R102	770.0000	DARUMA	10/6/2011	30.80	9,617.73	11,503.80	0.00	-1,886.07	0.00
FIRST AMERN FINL CORP	31847R102	380.0000	DARUMA	10/7/2011	15.20	4,623.64	5,677.20	0.00	-1,053.56	0.00
FIRST AMERN FINL CORP	31847R102	750.0000	DARUMA	10/10/2011	30.00	9,046.62	11,205.00	0.00	-2,158.38	0.00
FIRST AMERN FINL CORP	31847R102	770.0000	DARUMA	10/11/2011	30.80	9,404.28	11,503.80	0.00	-2,099.52	0.00
FIRST AMERN FINL CORP	31847R102	700.0000	DARUMA	10/21/2011	28.00	9,321.72	10,458.00	0.00	-1,136.28	0.00
FIRST AMERN FINL CORP	31847R102	960.0000	DARUMA	10/24/2011	38.40	12,981.73	14,342.40	0.00	-1,360.67	0.00
FIRST AMERN FINL CORP	31847R102	440.0000	DARUMA	10/25/2011	17.60	5,776.60	6,573.60	0.00	-797.00	0.00
FIRST AMERN FINL CORP	31847R102	730.0000	DARUMA	10/26/2011	29.20	9,530.47	10,906.20	0.00	-1,375.73	2,791.80
FIRST AMERN FINL CORP	31847R102	1,440.0000	DARUMA	10/27/2011	57.60	18,303.48	21,513.60	0.00	-3,210.12	0.00
FIRST AMERN FINL CORP	31847R102	370.0000	DARUMA	10/28/2011	14.80	4,519.50	5,527.80	0.00	-1,008.30	0.00
FIRST AMERN FINL CORP	31847R102	720.0000	DARUMA	10/31/2011	28.80	8,643.07	10,756.80	0.00	-2,113.73	0.00

SCHEDULE 4C

Annual Statement of the Franklin Region Retirement System for the Year Ended 12/31/2011
Equities Sold During Month - Equities defined as stocks or options

A	B	C	D	E	F	G	H	I	J	
SECURITY NAME	CUSIP	SHARES	NAME OF MANAGER	DATE SOLD	COMM PAID	PROCEEDS FROM SALES	MARKET PRIOR YR END OR CUR COST BASIS	REALIZED GAIN	REALIZED LOSS	DIVIDENDS RECD
FIRST AMERN FINL CORP	31847R102	1,120.0000	DARUMA	11/1/2011	44.80	12,815.69	16,732.80	0.00	-3,917.11	0.00
FIRST AMERN FINL CORP	31847R102	690.0000	DARUMA	11/2/2011	27.60	7,923.80	10,308.60	0.00	-2,384.80	0.00
FIRST AMERN FINL CORP	31847R102	1,090.0000	DARUMA	11/3/2011	43.60	12,744.36	16,284.60	0.00	-3,540.24	0.00
FIRST AMERN FINL CORP	31847R102	960.0000	DARUMA	11/4/2011	38.40	11,152.58	14,342.40	0.00	-3,189.82	0.00
FIRST AMERN FINL CORP	31847R102	390.0000	DARUMA	11/7/2011	15.60	4,509.83	5,826.60	0.00	-1,316.77	0.00
FIRST AMERN FINL CORP	31847R102	760.0000	DARUMA	11/8/2011	30.40	8,767.19	11,354.40	0.00	-2,587.21	0.00
FIRST AMERN FINL CORP	31847R102	830.0000	DARUMA	11/9/2011	33.20	9,407.03	12,400.20	0.00	-2,993.17	0.00
FIRST AMERN FINL CORP	31847R102	890.0000	DARUMA	11/10/2011	35.60	10,299.24	13,296.60	0.00	-2,997.36	0.00
FIRST AMERN FINL CORP	31847R102	690.0000	DARUMA	11/11/2011	27.60	8,158.75	10,308.60	0.00	-2,149.85	0.00
FIRST AMERN FINL CORP	31847R102	1,200.0000	DARUMA	11/14/2011	48.00	13,779.45	17,787.50	0.00	-4,008.05	2,124.60
FOOT LOCKER INC	344849104	1,977.0000	SEIZERT	5/25/2011	79.08	48,218.10	38,233.90	9,984.20	0.00	326.21
FOREST LABS INC	345838106	613.0000	ROTHSCHILD	3/23/2011	24.52	18,971.80	19,603.74	0.00	-631.94	0.00
FOREST LABS INC	345838106	947.0000	ROTHSCHILD	3/23/2011	37.88	29,309.65	30,285.06	0.00	-975.41	0.00
FOREST LABS INC	345838106	1,225.0000	SEIZERT	6/28/2011	49.00	48,498.65	43,279.86	5,218.79	0.00	0.00
FOREST LABS INC	345838106	955.0000	SEIZERT	9/23/2011	19.10	29,303.99	33,740.63	0.00	-4,436.64	0.00
FOREST OIL CORP	346091705	1,231.0000	SEIZERT	5/25/2011	49.24	36,678.17	46,741.07	0.00	-10,062.90	0.00
FRESH MKT INC	35804H106	170.0000	DARUMA	12/27/2011	6.80	6,948.29	6,352.65	595.64	0.00	0.00
GOODYEAR TIRE & RUBBER CO	382550101	3,239.0000	SEIZERT	5/25/2011	129.56	55,338.54	38,382.15	16,956.39	0.00	0.00
HANSEN NAT CORP	411310105	814.0000	SEIZERT	5/25/2011	16.28	57,378.41	42,555.92	14,822.49	0.00	0.00
HCP INC	40414L109	1,415.0000	SEIZERT	5/25/2011	56.60	51,844.60	52,037.85	0.00	-213.25	1,358.40
IHEALTHSOUTH CORP	421924309	280.0000	DARUMA	2/8/2011	1.96	6,503.40	5,798.80	704.60	0.00	0.00

SCHEDULE 4C

Annual Statement of the Franklin Region Retirement System for the Year Ended 12/31/2011

Equities Sold During Month - Equities defined as stocks or options

	A	B	C	D	E	F	G	H	I	J
SECURITY NAME	CUSIP	SHARES	NAME OF MANAGER	DATE SOLD	COMM PAID	PROCEEDS FROM SALES	MARKET PRIOR YR END OR CUR COST BASIS	REALIZED GAIN	REALIZED LOSS	DIVIDENDS RECD
HEALTHSOUTH CORP	421924309	180.0000	DARUMA	5/18/2011	1.26	4,979.74	3,727.80	1,251.94	0.00	0.00
HEALTHSOUTH CORP	421924309	140.0000	DARUMA	6/20/2011	0.98	3,536.75	2,899.40	637.35	0.00	0.00
HECLA MINING CO	422704106	2,216.0000	SEIZERT	5/25/2011	88.64	18,570.38	23,215.48	0.00	-4,645.10	0.00
HELMERICH & PAYNE INC	423452101	1,228.0000	SEIZERT	5/25/2011	49.12	75,662.37	59,533.44	16,128.93	0.00	147.36
HERBALIFE LTD	G4412G101	355.0000	ROTHSCHILD	1/14/2011	14.20	24,201.01	24,271.35	0.00	-70.34	0.00
HERBALIFE LTD	G4412G101	530.0000	ROTHSCHILD	1/18/2011	21.20	35,708.91	36,236.10	0.00	-527.19	0.00
HERSHEY CO COMMON STOCK	427866108	895.0000	SEIZERT	5/25/2011	35.80	48,291.30	46,531.95	1,759.35	0.00	308.78
HOST HOTELS & RESORTS, INC.	44107P104	890.0000	ROTHSCHILD	2/25/2011	35.60	16,207.20	15,904.30	302.90	0.00	71.51
HOST HOTELS & RESORTS, INC.	44107P104	2,087.0000	SEIZERT	5/25/2011	83.48	35,186.14	37,294.69	0.00	-2,108.55	0.00
HUMANA INC	444859102	1,208.0000	SEIZERT	5/25/2011	48.32	94,088.10	66,125.92	27,962.18	0.00	0.00
HUNT JB TRANS SYCS INC	445658107	1,568.0000	SEIZERT	5/25/2011	31.36	70,963.50	65,458.36	5,505.14	0.00	353.47
HUNTSMAN CORP	447011107	1,033.0000	ROTHSCHILD	3/25/2011	40.92	17,221.87	18,081.93	0.00	-860.06	359.70
HUNTSMAN CORP	447011107	2,574.0000	SEIZERT	5/25/2011	102.96	48,299.41	46,158.59	2,140.82	0.00	0.00
IAC / INTERACTIVECORP	44919P508	1,981.0000	SEIZERT	5/25/2011	39.62	68,943.42	56,854.70	12,088.72	0.00	0.00
ICONIX BRAND GROUP INC	451055107	310.0000	DARUMA	2/8/2011	2.17	6,277.09	5,986.10	290.99	0.00	0.00
ICONIX BRAND GROUP INC	451055107	860.0000	DARUMA	2/24/2011	34.40	18,468.40	16,606.60	1,861.80	0.00	0.00
ICONIX BRAND GROUP INC	451055107	5,190.0000	DARUMA	2/25/2011	207.60	112,126.23	100,218.90	11,907.33	0.00	0.00
ICONIX BRAND GROUP INC	451055107	520.0000	DARUMA	3/3/2011	20.80	11,375.40	10,041.20	1,334.20	0.00	0.00
ICONIX BRAND GROUP INC	451055107	330.0000	DARUMA	3/8/2011	13.20	7,081.92	6,372.30	709.62	0.00	0.00
ICONIX BRAND GROUP INC	451055107	460.0000	DARUMA	3/9/2011	18.40	9,933.59	8,882.60	1,050.99	0.00	0.00
ICONIX BRAND GROUP INC	451055107	450.0000	DARUMA	3/22/2011	18.00	8,964.09	8,689.50	274.59	0.00	0.00

SCHEDULE 4C

Annual Statement of the Franklin Region Retirement System for the Year Ended 12/31/2011
Equities Sold During Month - Equities defined as stocks or options

SECURITY NAME	A	B	C	D	E	F	G	H	I	J
	CUSIP	SHARES	NAME OF MANAGER	DATE SOLD	COMM PAID	PROCEEDS FROM SALES	MARKET PRIOR YR END OR CUR COST BASIS	REALIZED GAIN	REALIZED LOSS	DIVIDENDS RECD
ICONIX BRAND GROUP INC	451055107	280.0000	DARUMA	3/24/2011	11.20	5,590.93	5,406.80	184.13	0.00	0.00
ICONIX BRAND GROUP INC	451055107	1,020.0000	DARUMA	3/28/2011	40.80	20,486.40	19,696.20	790.20	0.00	0.00
ICONIX BRAND GROUP INC	451055107	950.0000	DARUMA	3/29/2011	38.00	19,016.07	18,344.50	671.57	0.00	0.00
INTEGRATED DEVICE TECHNOLOGY INC	458118106	270.0000	DARUMA	6/20/2011	1.89	1,982.46	2,109.81	0.00	-127.35	0.00
INTERFACE INC CL A	458665106	180.0000	DARUMA	2/8/2011	1.26	3,117.88	2,822.40	295.48	0.00	0.00
INTERFACE INC CL A	458665106	210.0000	DARUMA	5/18/2011	1.47	4,070.75	3,292.80	777.95	0.00	0.00
INTERFACE INC CL A	458665106	370.0000	DARUMA	6/20/2011	2.59	6,705.08	5,801.60	903.48	0.00	0.00
INTERFACE INC CL A	458665106	700.0000	DARUMA	6/21/2011	28.00	13,050.47	10,976.00	2,074.47	0.00	0.00
INTERFACE INC CL A	458665106	540.0000	DARUMA	6/22/2011	21.60	10,170.65	8,467.20	1,703.45	0.00	0.00
INTERFACE INC CL A	458665106	290.0000	DARUMA	6/24/2011	11.60	5,344.76	4,547.20	797.56	0.00	0.00
INTERFACE INC CL A	458665106	230.0000	DARUMA	6/27/2011	1.61	4,211.74	3,606.40	605.34	0.00	0.00
INTERFACE INC CL A	458665106	90.0000	DARUMA	6/28/2011	0.63	1,661.42	1,411.20	250.22	0.00	0.00
INTERNATIONAL PAPER CO	460146103	1,126.0000	ROTHSCHILD	1/26/2011	8.45	32,484.80	30,672.24	1,812.56	0.00	0.00
INTUIT INC	461202103	667.0000	ROTHSCHILD	2/15/2011	26.68	33,277.32	32,883.10	394.22	0.00	0.00
INTUIT INC	461202103	798.0000	ROTHSCHILD	2/15/2011	31.92	40,154.98	39,341.40	813.58	0.00	0.00
J CREW GROUP INC	466121402	1,790.0000	DARUMA	12/29/2010	71.60	76,990.89	77,063.80	0.00	-72.91	0.00
K12 INC	48273U102	210.0000	DARUMA	2/8/2011	1.47	5,901.01	6,018.60	0.00	-117.59	0.00
K12 INC	48273U102	120.0000	DARUMA	5/18/2011	0.84	4,147.28	3,439.20	708.08	0.00	0.00
K12 INC	48273U102	2,570.0000	DARUMA	12/13/2011	51.40	64,345.14	79,029.08	0.00	-14,683.94	0.00
K12 INC	48273U102	3,290.0000	DARUMA	12/13/2011	23.03	81,736.18	95,805.03	0.00	-14,068.85	0.00
K12 INC	48273U102	1,310.0000	DARUMA	12/14/2011	52.40	27,794.65	43,142.72	0.00	-15,348.07	0.00

SCHEDULE 4C

Annual Statement of the Franklin Region Retirement System for the Year Ended 12/31/2011
Equities Sold During Month - Equities defined as stocks or options

SECURITY NAME	A	B	C	D	E	F	G	H	I	J
	CUSIP	SHARES	NAME OF MANAGER	DATE SOLD	COMM PAID	PROCEEDS FROM SALES	MARKET PRIOR YR END OR CUR COST BASIS	REALIZED GAIN	REALIZED LOSS	DIVIDENDS RECD
K12 INC	48273U102	820.0000	DARUMA	12/16/2011	32.80	15,644.96	30,197.41	0.00	-14,552.45	0.00
K12 INC	48273U102	470.0000	DARUMA	12/19/2011	3.29	9,031.76	14,640.50	0.00	-5,608.74	0.00
KBR INC	48242W106	1,508.0000	SEIZERT	5/25/2011	60.32	54,218.03	44,888.26	9,329.77	0.00	75.40
KLA-TENCOR CORP	482480100	1,048.0000	SEIZERT	5/25/2011	20.96	43,019.57	47,585.08	0.00	-4,565.51	524.00
KNOLL INC	498904200	180.0000	DARUMA	2/8/2011	7.20	3,889.61	3,011.40	878.21	0.00	0.00
KNOLL INC	498904200	440.0000	DARUMA	2/8/2011	3.08	9,512.04	7,361.20	2,150.84	0.00	0.00
KNOLL INC	498904200	180.0000	DARUMA	2/9/2011	7.20	3,852.75	3,011.40	841.35	0.00	0.00
KNOLL INC	498904200	160.0000	DARUMA	5/18/2011	1.12	3,004.72	2,676.80	327.92	0.00	0.00
KNOLL INC	498904200	220.0000	DARUMA	6/20/2011	1.54	4,012.68	3,680.60	332.08	0.00	0.00
LAM RESH CORP	512807108	811.0000	ROTHSCHILD	3/3/2011	32.44	47,375.75	41,993.58	5,382.17	0.00	0.00
LEAR CORP	52186S204	1,048.0000	SEIZERT	5/25/2011	41.92	51,345.56	56,692.54	0.00	-5,346.98	131.00
LEXMARK INTL INC	529771107	547.0000	ROTHSCHILD	2/4/2011	21.88	21,406.81	19,046.54	2,360.27	0.00	0.00
LEXMARK INTL INC	529771107	720.0000	ROTHSCHILD	2/4/2011	5.40	27,914.87	25,070.40	2,844.47	0.00	0.00
LIBERTY MEDIA CORP NEW	530322106	190.0000	SEIZERT	10/11/2011	7.60	13,674.24	17,269.75	0.00	-3,595.51	0.00
LIBERTY MEDIA CORP NEW	530322106	0.9020	SEIZERT	12/1/2011	0.00	67.53	81.99	0.00	-14.46	0.00
LIBERTY MEDIA HLDG CORP CAP SER	53071M302	623.0000	SEIZERT	5/31/2011	24.92	57,039.22	56,626.59	412.63	0.00	0.00
LIBERTY MEDIA HLDG CORP CAP SER	53071M302	137.0000	SEIZERT	6/1/2011	5.48	12,430.76	12,452.40	0.00	-21.64	0.00
LIBERTY MEDIA HLDG CORP CAP SER	53071M302	360.0000	SEIZERT	8/17/2011	14.40	26,265.09	32,721.62	0.00	-6,456.53	0.00
LIBERTY MEDIA HLDG CORP CAP SER	53071M302	70.0000	SEIZERT	9/19/2011	2.80	5,060.40	6,362.54	0.00	-1,302.14	0.00
LIBERTY MEDIA HLDG CORP CAP SER	53071M302	75.0000	SEIZERT	9/20/2011	3.00	5,437.89	6,817.00	0.00	-1,379.11	0.00
LIFE TIME FITNESS INC	53217R207	150.0000	DARUMA	6/20/2011	1.05	5,287.35	5,998.49	0.00	-711.14	0.00

SCHEDULE 4C

Annual Statement of the Franklin Region Retirement System for the Year Ended 12/31/2011

Equities Sold During Month - Equities defined as stocks or options

SECURITY NAME	A CUSIP	B SHARES	C NAME OF MANAGER	D DATE SOLD	E COMM PAID	F PROCEEDS FROM SALES	G MARKET PRIOR YR END OR CUR COST BASIS	H REALIZED GAIN	I REALIZED LOSS	J DIVIDENDS RECD
LIMITED BRANDS	532716107	1,641.0000	SEIZERT	5/25/2011	65.64	63,490.38	50,427.93	13,062.45	0.00	328.20
LINEAR TECHNOLOGY CORP	535678106	1,865.0000	SEIZERT	5/25/2011	37.30	62,849.29	64,510.35	0.00	-1,661.06	895.20
LITTLEFUSE INC	537008104	140.0000	DARUMA	1/21/2011	5.60	7,103.04	6,588.40	514.64	0.00	0.00
LITTLEFUSE INC	537008104	240.0000	DARUMA	1/24/2011	9.60	12,115.06	11,294.40	820.66	0.00	0.00
LITTLEFUSE INC	537008104	500.0000	DARUMA	1/26/2011	20.00	25,794.25	23,530.00	2,264.25	0.00	0.00
LITTLEFUSE INC	537008104	390.0000	DARUMA	1/27/2011	15.60	20,426.55	18,353.40	2,073.15	0.00	0.00
LITTLEFUSE INC	537008104	340.0000	DARUMA	1/31/2011	13.60	17,332.76	16,000.40	1,332.36	0.00	0.00
LITTLEFUSE INC	537008104	200.0000	DARUMA	2/1/2011	8.00	10,306.58	9,412.00	894.58	0.00	0.00
LITTLEFUSE INC	537008104	630.0000	DARUMA	2/3/2011	25.20	32,289.64	29,647.80	2,641.84	0.00	0.00
LITTLEFUSE INC	537008104	500.0000	DARUMA	2/7/2011	20.00	25,906.25	23,530.00	2,376.25	0.00	0.00
LITTLEFUSE INC	537008104	570.0000	DARUMA	2/11/2011	11.40	29,918.38	26,824.20	3,094.18	0.00	0.00
LITTLEFUSE INC	537008104	380.0000	DARUMA	2/15/2011	15.20	19,628.56	17,882.80	1,745.76	0.00	0.00
LITTLEFUSE INC	537008104	500.0000	DARUMA	2/17/2011	10.00	25,740.80	23,530.00	2,210.80	0.00	75.00
LULULEMON ATHLETICA INC	550021109	1,320.0000	DARUMA	12/30/2010	52.80	91,567.93	90,314.40	1,053.53	0.00	0.00
LULULEMON ATHLETICA INC	550021109	100.0000	DARUMA	2/8/2011	0.70	7,963.64	6,842.00	1,121.64	0.00	0.00
LULULEMON ATHLETICA INC	550021109	670.0000	DARUMA	2/8/2011	26.80	53,826.22	45,841.40	7,984.82	0.00	0.00
LULULEMON ATHLETICA INC	550021109	430.0000	DARUMA	4/19/2011	17.20	42,929.51	29,420.60	13,508.91	0.00	0.00
LULULEMON ATHLETICA INC	550021109	1,040.0000	DARUMA	5/2/2011	41.60	101,591.90	71,156.80	30,435.10	0.00	0.00
LULULEMON ATHLETICA INC	550021109	1,110.0000	DARUMA	5/3/2011	44.40	103,970.81	75,946.20	28,024.61	0.00	0.00
LUMBER LIQUIDATORS HLDGS INC	55003T107	220.0000	DARUMA	2/8/2011	1.54	6,125.14	5,480.20	644.94	0.00	0.00
LUMBER LIQUIDATORS HLDGS INC	55003T107	170.0000	DARUMA	5/18/2011	1.19	4,415.92	4,234.70	181.22	0.00	0.00

SCHEDULE 4C

Annual Statement of the Franklin Region Retirement System for the Year Ended 12/31/2011

Equities Sold During Month - Equities defined as stocks or options

SECURITY NAME	A CUSIP	B SHARES	C NAME OF MANAGER	D DATE SOLD	E COMM PAID	F PROCEEDS FROM SALES	G MARKET PRIOR YR END OR CUR COST BASIS	H REALIZED GAIN	I REALIZED LOSS	J DIVIDENDS RECD
LUMBER LIQUIDATORS HLDGS INC	55003T107	120.0000	DARUMA	6/20/2011	0.84	2,796.30	2,989.20	0.00	-192.90	0.00
LUMBER LIQUIDATORS HLDGS INC	55003T107	100.0000	DARUMA	9/16/2011	4.00	1,616.73	2,491.00	0.00	-874.27	0.00
MACYS INC	55616P104	2,812.0000	SEIZERT	5/25/2011	112.48	79,297.71	71,143.60	8,154.11	0.00	281.20
MANITOWOC INC	563571108	2,739.0000	SEIZERT	5/25/2011	109.56	48,451.15	53,650.92	0.00	-5,199.77	0.00
MARRIOTT INTL INC NEW CL A	571903202	1,178.0000	SEIZERT	5/25/2011	47.12	43,380.90	48,934.12	0.00	-5,553.22	328.59
MAXIMUS INC	577933104	200.0000	DARUMA	2/8/2011	1.40	13,959.83	13,116.00	843.83	0.00	0.00
MAXIMUS INC	577933104	50.0000	DARUMA	5/18/2011	0.35	4,083.07	3,279.00	804.07	0.00	0.00
MAXIMUS INC	577933104	80.0000	DARUMA	6/20/2011	0.56	6,253.71	5,246.40	1,007.31	0.00	0.00
MAXIMUS INC	577933104	320.0000	DARUMA	8/10/2011	12.80	12,213.52	10,492.80	1,720.72	0.00	0.00
MAXIMUS INC	577933104	400.0000	DARUMA	11/16/2011	16.00	16,586.68	13,116.00	3,470.68	0.00	0.00
MAXIMUS INC	577933104	170.0000	DARUMA	11/23/2011	3.40	6,517.67	5,574.30	943.37	0.00	0.00
MAXIMUS INC	577933104	530.0000	DARUMA	11/28/2011	21.20	20,626.30	17,378.70	3,247.60	0.00	0.00
MAXIMUS INC	577933104	80.0000	DARUMA	11/29/2011	3.20	3,145.04	2,623.20	521.84	0.00	0.00
MAXIMUS INC	577933104	230.0000	DARUMA	11/30/2011	4.60	9,580.02	7,541.70	2,038.32	0.00	0.00
MCGRAW-HILL COMPANIES INC	580645109	1,340.0000	SEIZERT	5/25/2011	53.60	56,648.75	48,789.40	7,859.35	0.00	670.00
MEAD JOHNSON NUTRITION CO	582839106	456.0000	ROTHSCHILD	1/27/2011	18.24	26,647.30	28,386.00	0.00	-1,738.70	0.00
MEAD JOHNSON NUTRITION CO	582839106	543.0000	ROTHSCHILD	2/2/2011	21.72	31,361.22	33,801.75	0.00	-2,440.53	224.78
MEDICIS PHARMACEUTICAL CL A	584690309	2,085.0000	SEIZERT	8/8/2011	83.40	70,762.49	76,407.75	0.00	-5,645.26	0.00
MEDICIS PHARMACEUTICAL CL A	584690309	1,290.0000	SEIZERT	8/11/2011	38.70	46,894.98	47,273.85	0.00	-378.87	0.00
MEDICIS PHARMACEUTICAL CL A	584690309	1,115.0000	SEIZERT	8/12/2011	33.45	41,139.69	40,860.74	278.95	0.00	359.20
METROPIC COMMUNICATIONS INC	591708102	933.0000	ROTHSCHILD	3/24/2011	9.33	14,662.92	11,783.79	2,879.13	0.00	0.00

SCHEDULE 4C

Annual Statement of the Franklin Region Retirement System for the Year Ended 12/31/2011

Equities Sold During Month - Equities defined as stocks or options

SECURITY NAME	A CUSIP	B SHARES	C NAME OF MANAGER	D DATE SOLD	E COMM PAID	F PROCEEDS FROM SALES	G MARKET PRIOR YR END OR CUR COST BASIS	H REALIZED GAIN	I REALIZED LOSS	J DIVIDENDS RECD
METROPOLIS COMMUNICATIONS INC	591708102	4,587,000	SEIZERT	5/25/2011	183.48	82,059.85	57,933.81	24,126.04	0.00	0.00
MGIC INVT CORP WIS	552848103	950,000	DARUMA	2/8/2011	6.65	8,239.57	9,680.50	0.00	-1,440.93	0.00
MGIC INVT CORP WIS	552848103	490,000	DARUMA	5/18/2011	3.43	3,874.30	4,993.10	0.00	-1,118.80	0.00
MGIC INVT CORP WIS	552848103	4,319,000	SEIZERT	5/25/2011	172.76	32,262.30	40,476.81	0.00	-8,214.51	0.00
MGIC INVT CORP WIS	552848103	4,560,000	DARUMA	8/11/2011	31.92	10,185.47	46,466.40	0.00	-36,280.93	0.00
MGIC INVT CORP WIS	552848103	8,030,000	DARUMA	8/12/2011	56.21	18,215.70	81,825.70	0.00	-63,610.00	0.00
MGIC INVT CORP WIS	552848103	4,460,000	DARUMA	8/15/2011	31.22	9,804.23	50,203.99	0.00	-40,399.76	0.00
MGIC INVT CORP WIS	552848103	5,150,000	DARUMA	8/15/2011	206.00	11,002.76	52,478.50	0.00	-41,475.74	0.00
MGIC INVT CORP WIS	552848103	7,010,000	DARUMA	8/16/2011	49.07	14,902.97	69,798.21	0.00	-54,895.24	0.00
MGIC INVT CORP WIS	552848103	7,520,000	DARUMA	8/17/2011	52.64	15,818.01	59,740.34	0.00	-43,922.33	0.00
MGIC INVT CORP WIS	552848103	2,420,000	DARUMA	8/19/2011	96.80	4,526.76	15,364.03	0.00	-10,837.27	0.00
MGIC INVT CORP WIS	552848103	4,740,000	DARUMA	8/22/2011	33.18	8,518.56	29,079.25	0.00	-20,560.69	0.00
MGIC INVT CORP WIS	552848103	1,510,000	DARUMA	8/23/2011	10.57	2,466.69	5,856.08	0.00	-3,389.39	0.00
MGIC INVT CORP WIS	552848103	4,260,000	DARUMA	8/24/2011	29.82	8,584.58	16,720.24	0.00	-8,135.66	0.00
MGIC INVT CORP WIS	552848103	3,610,000	DARUMA	8/25/2011	144.40	8,250.85	14,334.60	0.00	-6,083.75	0.00
MGIC INVT CORP WIS	552848103	6,810,000	DARUMA	8/26/2011	272.40	15,245.25	26,001.82	0.00	-10,756.57	0.00
MGIC INVT CORP WIS	552848103	7,630,000	DARUMA	8/29/2011	228.90	21,162.15	26,056.45	0.00	-4,894.30	0.00
MOLEX INC	608554101	1,754,000	SEIZERT	5/25/2011	35.08	46,373.82	48,268.68	0.00	-1,894.86	306.95
MONSTER WORLDWIDE INC	611742107	340,000	DARUMA	6/20/2011	2.38	4,583.69	5,144.88	0.00	-561.19	0.00
MONSTER WORLDWIDE INC	611742107	3,040,000	DARUMA	8/1/2011	121.60	34,360.15	46,001.28	0.00	-11,641.13	0.00
MONSTER WORLDWIDE INC	611742107	2,420,000	DARUMA	8/2/2011	96.80	26,196.96	36,619.44	0.00	-10,422.48	0.00

SCHEDULE 4C

Annual Statement of the Franklin Region Retirement System for the Year Ended 12/31/2011

Equities Sold During Month - Equities defined as stocks or options

SECURITY NAME	A CUSIP	B SHARES	C NAME OF MANAGER	D DATE SOLD	E COMM PAID	F PROCEEDS FROM SALES	G MARKET PRIOR YR END OR CUR COST BASIS	H REALIZED GAIN	I REALIZED LOSS	J DIVIDENDS RECD
MONSTER WORLDWIDE INC	611742107	1,290.0000	DARUMA	8/3/2011	51.60	13,452.76	19,568.19	0.00	-6,215.43	0.00
MONSTER WORLDWIDE INC	611742107	1,930.0000	DARUMA	8/3/2011	77.20	20,514.54	29,296.38	0.00	-8,781.84	0.00
MONSTER WORLDWIDE INC	611742107	4,930.0000	DARUMA	8/4/2011	197.20	50,134.17	75,183.43	0.00	-25,049.26	0.00
MYRIAD GENETICS INC	628551104	1,965.0000	SEIZERT	5/25/2011	39.30	48,782.35	40,498.85	8,283.50	0.00	0.00
NEW YORK COMMUNITY BANCORP	649445103	2,195.0000	ROTHSCHILD	3/21/2011	87.80	38,666.15	41,375.75	0.00	-2,709.60	548.75
NEXEN INC	653341102	1,435.0000	SEIZERT	9/1/2011	57.40	30,660.62	32,163.37	0.00	-1,502.75	0.00
NOBLE ENERGY INC	655044105	819.0000	SEIZERT	5/25/2011	32.76	73,880.57	70,499.52	3,381.05	0.00	294.84
NRG ENERGY INC	629377508	2,533.0000	SEIZERT	5/25/2011	101.32	62,554.77	49,494.82	13,059.95	0.00	0.00
OIL STATES INTERNATIONAL INC	678026105	275.0000	ROTHSCHILD	2/28/2011	11.00	19,696.19	17,624.75	2,071.44	0.00	0.00
OIL STATES INTERNATIONAL INC	678026105	779.0000	SEIZERT	5/25/2011	31.16	59,090.76	49,926.11	9,164.65	0.00	0.00
OSHKOSH TRUCK CORP	688239201	1,780.0000	SEIZERT	7/5/2011	71.20	57,559.11	48,269.68	9,289.43	0.00	0.00
OSHKOSH TRUCK CORP	688239201	2,395.0000	SEIZERT	11/2/2011	47.90	48,893.94	60,381.79	0.00	-11,487.85	0.00
PARKER HANNIFIN CORP	701094104	153.0000	ROTHSCHILD	2/24/2011	6.12	13,355.37	13,203.90	151.47	0.00	529.89
PARKER HANNIFIN CORP	701094104	697.0000	SEIZERT	5/25/2011	27.88	61,046.12	60,151.10	895.02	0.00	0.00
PINNACLE ENTERTAINMENT INC	723456109	390.0000	DARUMA	2/8/2011	2.73	5,929.64	5,467.80	461.84	0.00	0.00
PINNACLE ENTERTAINMENT INC	723456109	280.0000	DARUMA	5/18/2011	1.96	3,667.47	3,927.13	0.00	-259.66	0.00
PINNACLE ENTERTAINMENT INC	723456109	230.0000	DARUMA	6/20/2011	1.54	2,973.59	3,118.13	0.00	-144.54	0.00
PLEXUS CORP	729132100	180.0000	DARUMA	6/20/2011	1.26	5,521.79	5,258.29	263.50	0.00	0.00
PMC-SIERRA INC	69344F106	980.0000	DARUMA	2/8/2011	6.86	8,029.57	8,418.20	0.00	-388.63	0.00
PMC-SIERRA INC	69344F106	510.0000	DARUMA	6/20/2011	3.57	3,567.84	4,380.90	0.00	-813.06	0.00
PMC-SIERRA INC	69344F106	3,010.0000	DARUMA	11/15/2011	120.40	18,573.45	25,855.90	0.00	-7,282.45	0.00

SCHEDULE 4C

Annual Statement of the Franklin Region Retirement System for the Year Ended 12/31/2011
Equities Sold During Month - Equities defined as stocks or options

SECURITY NAME	A CUSIP	B SHARES	C NAME OF MANAGER	D DATE SOLD	E COMM PAID	F PROCEEDS FROM SALES	G MARKET PRIOR YR END OR CUR COST BASIS	H REALIZED GAIN	I REALIZED LOSS	J DIVIDENDS RECD
PMC-SIERRA INC	69344FI06	2,600.0000	DARUMA	11/16/2011	104.00	16,211.46	22,334.00	0.00	-6,122.54	0.00
PMC-SIERRA INC	69344FI06	2,970.0000	DARUMA	11/17/2011	118.80	17,586.22	25,512.30	0.00	-7,926.08	0.00
PMC-SIERRA INC	69344FI06	980.0000	DARUMA	11/23/2011	39.20	5,369.80	8,418.20	0.00	-3,048.40	0.00
PMC-SIERRA INC	69344FI06	1,500.0000	DARUMA	11/28/2011	60.00	8,337.29	12,885.00	0.00	-4,547.71	0.00
PMC-SIERRA INC	69344FI06	670.0000	DARUMA	11/29/2011	26.80	3,664.49	5,755.30	0.00	-2,090.81	0.00
PMC-SIERRA INC	69344FI06	1,600.0000	DARUMA	11/29/2011	64.00	8,735.83	13,744.00	0.00	-5,008.17	0.00
PMC-SIERRA INC	69344FI06	7,200.0000	DARUMA	11/30/2011	288.00	40,016.10	61,848.00	0.00	-21,831.90	0.00
PMC-SIERRA INC	69344FI06	2,449.0000	DARUMA	12/1/2011	97.96	13,382.30	21,036.91	0.00	-7,654.61	0.00
PMC-SIERRA INC	69344FI06	2,480.0000	DARUMA	12/2/2011	99.20	13,435.64	21,303.20	0.00	-7,867.56	0.00
PMC-SIERRA INC	69344FI06	4,011.0000	DARUMA	12/5/2011	160.44	21,638.93	34,454.49	0.00	-12,815.56	0.00
PMC-SIERRA INC	69344FI06	4,520.0000	DARUMA	12/6/2011	180.80	24,985.17	33,689.01	0.00	-8,703.84	0.00
PMC-SIERRA INC	69344FI06	3,970.0000	DARUMA	12/6/2011	158.80	21,477.28	31,834.62	0.00	-10,357.34	0.00
POLARIS INDUSTRIES INC	731068102	105.0000	ROTHSCHILD	3/25/2011	4.20	8,768.38	8,192.10	576.28	0.00	669.15
POLARIS INDUSTRIES INC	731068102	691.0000	SEIZERT	5/25/2011	27.64	71,081.04	53,911.82	17,169.22	0.00	0.00
PPG INDUSTRIALS INDS INC	693506107	733.0000	SEIZERT	5/25/2011	29.32	63,873.05	61,623.31	2,249.74	0.00	820.96
PROGRESS SOFTWARE CORP	743312100	350.0000	DARUMA	2/8/2011	2.45	10,675.84	9,893.33	782.51	0.00	0.00
PROGRESS SOFTWARE CORP	743312100	120.0000	DARUMA	5/18/2011	0.84	3,332.69	3,392.00	0.00	-59.31	0.00
QUEST DIAGNOSTICS INC	74834L100	1,216.0000	SEIZERT	5/25/2011	48.64	69,675.46	71,353.52	0.00	-1,678.06	121.60
RAYMOND JAMES FINL INC	754730109	1,965.0000	SEIZERT	5/25/2011	78.60	67,948.39	64,255.50	3,692.89	0.00	510.90
REDWOOD TRUST INC REIT	758075402	900.0000	SEIZERT	11/18/2011	36.00	9,079.38	13,720.95	0.00	-4,641.57	0.00
REPUBLIC SVCS INC	760759100	1,527.0000	SEIZERT	5/25/2011	61.08	47,673.39	45,596.22	2,077.17	0.00	610.80

SCHEDULE 4C

Annual Statement of the Franklin Region Retirement System for the Year Ended 12/31/2011

Equities Sold During Month - Equities defined as stocks or options

SECURITY NAME	A CUSIP	B SHARES	C NAME OF MANAGER	D DATE SOLD	E COMM PAID	F PROCEEDS FROM SALES	G MARKET PRIOR YR END OR CUR COST BASIS	H REALIZED GAIN	I REALIZED LOSS	J DIVIDENDS RECD
ROCKWELL AUTOMATION INC	773903109	208.0000	ROTHSCHILD	1/7/2011	8.32	15,237.82	14,915.68	322.14	0.00	522.90
ROCKWELL AUTOMATION INC	773903109	747.0000	SEIZERT	5/25/2011	29.88	61,339.02	53,567.37	7,771.65	0.00	0.00
ROSS STORES INC	778296103	1,097.0000	SEIZERT	5/25/2011	43.88	88,872.95	69,385.25	19,487.70	0.00	241.34
ROVI CORP	779376102	110.0000	DARUMA	2/8/2011	0.77	7,080.99	6,821.10	259.89	0.00	0.00
ROVI CORP	779376102	70.0000	DARUMA	5/18/2011	0.49	4,074.13	4,340.70	0.00	-266.57	0.00
RYDER SYSTEMS INC	783549108	1,247.0000	SEIZERT	5/25/2011	49.88	67,411.52	65,642.08	1,769.44	0.00	673.38
SARA LEE CORPORATION	803111103	1,239.0000	ROTHSCHILD	2/16/2011	50.36	21,314.20	22,994.00	0.00	-1,679.80	0.00
SEMPRA ENERGY	816851109	914.0000	SEIZERT	5/25/2011	36.56	49,897.32	49,304.08	593.24	0.00	0.00
SEMTECH CORP COM	816850101	530.0000	DARUMA	2/8/2011	3.71	11,824.55	11,999.20	0.00	-174.65	0.00
SEMTECH CORP COM	816850101	110.0000	DARUMA	5/18/2011	0.77	3,125.16	2,490.40	634.76	0.00	0.00
SEMTECH CORP COM	816850101	260.0000	DARUMA	6/20/2011	1.82	6,401.15	5,886.40	514.75	0.00	0.00
SHERWIN WILLIAMS CO	824348106	271.0000	ROTHSCHILD	1/4/2011	10.84	22,638.65	22,696.25	0.00	-57.60	0.00
SHERWIN WILLIAMS CO	824348106	251.0000	ROTHSCHILD	1/4/2011	10.04	21,034.80	21,021.25	13.55	0.00	0.00
SHERWIN WILLIAMS CO	824348106	325.0000	ROTHSCHILD	1/14/2011	2.44	27,289.16	27,218.75	70.41	0.00	0.00
SHUTTERFLY INC	82568P304	240.0000	DARUMA	1/21/2011	9.60	8,062.74	8,373.60	0.00	-310.86	0.00
SHUTTERFLY INC	82568P304	570.0000	DARUMA	1/24/2011	22.80	18,845.26	19,887.30	0.00	-1,042.04	0.00
SHUTTERFLY INC	82568P304	250.0000	DARUMA	2/8/2011	1.75	10,697.54	8,722.50	1,975.04	0.00	0.00
SHUTTERFLY INC	82568P304	790.0000	DARUMA	5/2/2011	31.60	47,455.26	27,563.10	19,892.16	0.00	0.00
SHUTTERFLY INC	82568P304	530.0000	DARUMA	5/5/2011	20.80	29,048.51	18,142.80	10,905.71	0.00	0.00
SHUTTERFLY INC	82568P304	220.0000	DARUMA	5/18/2011	1.54	12,325.41	7,675.80	4,649.61	0.00	0.00
SHUTTERFLY INC	82568P304	480.0000	DARUMA	7/21/2011	19.20	28,300.68	16,747.20	11,553.48	0.00	0.00

SCHEDULE 4C

Annual Statement of the Franklin Region Retirement System for the Year Ended 12/31/2011

Equities Sold During Month - Equities defined as stocks or options

SECURITY NAME	A	B	C	D	E	F	G	H	I	J
	CUSIP	SHARES	NAME OF MANAGER	DATE SOLD	COMM PAID	PROCEEDS FROM SALES	MARKET PRIOR YR END OR CUR COST BASIS	REALIZED GAIN	REALIZED LOSS	DIVIDENDS RECD
SHUTTERFLY INC	82568P304	150.0000	DARUMA	7/22/2011	6.00	8,916.15	5,233.50	3,682.65	0.00	0.00
SILICON IMAGE INC	82705T102	940.0000	DARUMA	2/4/2011	37.60	8,400.05	6,777.59	1,622.46	0.00	0.00
SILICON IMAGE INC	82705T102	750.0000	DARUMA	2/7/2011	30.00	6,567.47	5,490.27	1,077.20	0.00	0.00
SILICON IMAGE INC	82705T102	1,740.0000	DARUMA	2/8/2011	69.60	14,736.81	13,201.18	1,535.63	0.00	0.00
SOTHEBYS HLDGS INC CLA	835898107	140.0000	DARUMA	2/8/2011	0.98	6,075.10	6,300.00	0.00	-224.90	0.00
SOTHEBYS HLDGS INC CLA	835898107	130.0000	DARUMA	6/20/2011	0.91	4,949.39	5,850.00	0.00	-900.61	0.00
SUNTRUST BANKS INC	867914103	2,267.0000	SEIZERT	5/25/2011	90.68	61,774.56	67,064.61	0.00	-5,290.05	0.00
TECH DATA CORP	878237106	1,200.0000	SEIZERT	5/25/2011	24.00	55,123.94	52,824.00	2,299.94	0.00	0.00
TERADYNE INC	880770102	2,473.0000	SEIZERT	5/25/2011	98.92	38,182.38	44,460.31	0.00	-6,277.93	0.00
TEXTRON INC	883203101	613.0000	ROTHSCHILD	2/24/2011	24.52	16,238.79	14,491.32	1,747.47	0.00	0.00
TEXTRON INC	883203101	1,936.0000	ROTHSCHILD	3/14/2011	77.44	50,481.38	45,767.04	4,714.34	0.00	89.70
TIMKEN CO	887389104	300.0000	ROTHSCHILD	1/7/2011	12.00	14,972.92	14,319.00	653.92	0.00	458.28
TIMKEN CO	887389104	1,206.0000	SEIZERT	5/25/2011	48.24	59,110.95	57,562.38	1,548.57	0.00	0.00
TORO CO.	891092108	201.0000	ROTHSCHILD	1/26/2011	8.04	12,465.24	12,389.64	75.60	0.00	0.00
TORO CO.	891092108	355.0000	ROTHSCHILD	2/7/2011	14.20	21,608.64	21,882.20	0.00	-273.56	0.00
TORO CO.	891092108	390.0000	ROTHSCHILD	2/8/2011	2.93	23,947.64	24,039.60	0.00	-91.96	189.20
ULTRA PETROLEUM CORP	903914109	616.0000	SEIZERT	11/3/2011	12.32	20,490.16	29,650.85	0.00	-9,160.69	0.00
ULTRA PETROLEUM CORP	903914109	1,214.0000	SEIZERT	11/4/2011	48.56	41,106.33	58,435.28	0.00	-17,328.95	0.00
ULTRA PETROLEUM CORP	903914109	705.0000	SEIZERT	11/9/2011	14.10	25,020.38	33,934.82	0.00	-8,914.44	0.00
ULTRA PETROLEUM CORP	903914109	615.0000	SEIZERT	11/10/2011	12.30	21,886.20	28,996.85	0.00	-7,110.65	0.00
ULTRA PETROLEUM CORP	903914109	600.0000	SEIZERT	11/11/2011	12.00	21,543.43	26,535.42	0.00	-4,991.99	0.00

SCHEDULE 4C

Annual Statement of the Franklin Region Retirement System for the Year Ended 12/31/2011

Equities Sold During Month - Equities defined as stocks or options

SECURITY NAME	A CUSIP	B SHARES	C NAME OF MANAGER	D DATE SOLD	E COMM PAID	F PROCEEDS FROM SALES	G MARKET PRIOR YR END OR CUR COST BASIS	II REALIZED GAIN	I REALIZED LOSS	J DIVIDENDS RECD
UNITED NATURAL FOODS INC	911163103	160.0000	DARUMA	2/8/2011	1.12	6,153.46	5,868.80	284.66	0.00	0.00
UNITED NATURAL FOODS INC	911163103	120.0000	DARUMA	6/20/2011	0.84	4,909.46	4,401.60	507.86	0.00	0.00
UNITED NATURAL FOODS INC	911163103	190.0000	DARUMA	10/5/2011	7.60	7,102.84	6,969.20	133.64	0.00	0.00
UNITED NATURAL FOODS INC	911163103	610.0000	DARUMA	10/6/2011	24.40	22,886.94	22,374.80	512.14	0.00	0.00
UNITED NATURAL FOODS INC	911163103	120.0000	DARUMA	10/17/2011	4.80	4,567.49	4,401.60	165.89	0.00	0.00
UNITED NATURAL FOODS INC	911163103	250.0000	DARUMA	10/20/2011	10.00	9,199.67	9,170.00	29.67	0.00	0.00
UNITED NATURAL FOODS INC	911163103	270.0000	DARUMA	10/21/2011	10.80	10,069.72	9,903.60	166.12	0.00	0.00
UNITED NATURAL FOODS INC	911163103	520.0000	DARUMA	10/24/2011	20.80	19,542.26	19,073.60	468.66	0.00	0.00
UNITED NATURAL FOODS INC	911163103	700.0000	DARUMA	10/25/2011	28.00	25,828.17	25,676.00	152.17	0.00	0.00
UNITED NATURAL FOODS INC	911163103	490.0000	DARUMA	10/26/2011	19.60	17,769.16	17,973.20	0.00	-204.04	0.00
UNITED NATURAL FOODS INC	911163103	590.0000	DARUMA	10/27/2011	23.60	21,933.71	21,641.20	292.51	0.00	0.00
UNITED NATURAL FOODS INC	911163103	450.0000	DARUMA	10/27/2011	18.00	17,026.23	16,506.00	520.23	0.00	0.00
UNITED NATURAL FOODS INC	911163103	190.0000	DARUMA	10/28/2011	7.60	7,168.83	6,969.20	199.63	0.00	0.00
UNITED NATURAL FOODS INC	911163103	500.0000	DARUMA	10/31/2011	20.00	18,499.04	18,340.00	159.04	0.00	0.00
UNITED NATURAL FOODS INC	911163103	250.0000	DARUMA	11/1/2011	10.00	8,815.46	9,816.38	0.00	-1,000.92	0.00
UNITED STATIONERS INC	913004107	200.0000	DARUMA	2/8/2011	1.40	12,515.35	12,762.00	0.00	-246.65	0.00
UNITED STATIONERS INC	913004107	290.0000	DARUMA	6/20/2011	2.03	9,572.28	9,252.45	319.83	0.00	0.00
UNITED STATIONERS INC	913004107	200.0000	DARUMA	10/28/2011	8.00	6,694.49	6,381.00	313.49	0.00	0.00
UNITED STATIONERS INC	913004107	330.0000	DARUMA	10/31/2011	13.20	10,672.75	10,528.65	144.10	0.00	0.00
US STEEL CORP	912909108	846.0000	SEIZERT	5/25/2011	33.84	38,017.15	47,074.79	0.00	-9,057.64	84.60
VALERO ENERGY CORP NEW	91913Y100	805.0000	ROTHSCHILD	2/24/2011	32.20	21,924.07	18,611.60	3,312.47	0.00	0.00

SCHEDULE 4C

Annual Statement of the Franklin Region Retirement System for the Year Ended 12/31/2011

Equities Sold During Month - Equities defined as stocks or options

	A	B	C	D	E	F	G	H	I	J
SECURITY NAME	CUSIP	SHARES	NAME OF MANAGER	DATE SOLD	COMM PAID	PROCEEDS FROM SALES	MARKET PRIOR YR END OR CUR COST BASIS	REALIZED GAIN	REALIZED LOSS	DIVIDENDS RECD
VALERO ENERGY CORP NEW	91913Y100	619.0000	ROTHSCHILD	2/25/2011	24.76	17,088.03	14,311.28	2,776.75	0.00	228.40
VALERO ENERGY CORP NEW	91913Y100	1,572.0000	SEIZERT	5/25/2011	62.88	41,265.14	36,344.64	4,920.50	0.00	0.00
VALIDUS HOLDINGS LTD	G9319H102	500.0000	DARUMA	1/20/2011	20.00	15,273.75	15,305.00	0.00	-31.25	0.00
VALIDUS HOLDINGS LTD	G9319H102	200.0000	DARUMA	1/21/2011	8.00	6,028.18	6,122.00	0.00	-93.82	0.00
VALIDUS HOLDINGS LTD	G9319H102	330.0000	DARUMA	1/24/2011	13.20	10,021.37	10,101.30	0.00	-79.93	0.00
VALIDUS HOLDINGS LTD	G9319H102	260.0000	DARUMA	1/25/2011	10.40	7,925.47	7,958.60	0.00	-33.13	0.00
VALIDUS HOLDINGS LTD	G9319H102	530.0000	DARUMA	1/26/2011	21.20	16,221.60	16,223.30	0.00	-1.70	0.00
VALIDUS HOLDINGS LTD	G9319H102	220.0000	DARUMA	2/8/2011	1.54	6,817.11	6,734.20	82.91	0.00	0.00
VALIDUS HOLDINGS LTD	G9319H102	70.0000	DARUMA	5/18/2011	0.49	2,214.96	2,142.70	72.26	0.00	0.00
VALIDUS HOLDINGS LTD	G9319H102	110.0000	DARUMA	6/20/2011	0.77	3,265.06	3,367.10	0.00	-102.04	0.00
VARIAN MEDICAL SYSTEMS INC	92220P105	349.0000	SEIZERT	5/25/2011	6.98	23,372.08	23,494.58	0.00	-122.50	0.00
VERISIGN INC	92343E102	1,774.0000	SEIZERT	5/25/2011	70.96	64,219.51	57,956.58	6,262.93	0.00	4,878.50
VORNADO RITY TR	929042109	596.0000	SEIZERT	5/25/2011	23.84	56,755.98	49,664.68	7,091.30	0.00	822.48
WABTEC CORP	929740108	130.0000	DARUMA	2/8/2011	0.91	7,259.75	6,875.70	384.05	0.00	0.00
WABTEC CORP	929740108	50.0000	DARUMA	5/18/2011	0.35	3,328.58	2,644.50	684.08	0.00	0.00
WABTEC CORP	929740108	70.0000	DARUMA	6/20/2011	0.49	4,417.02	3,702.30	714.72	0.00	0.00
WABTEC CORP	929740108	170.0000	DARUMA	10/10/2011	6.80	9,832.10	8,991.30	840.80	0.00	0.00
WABTEC CORP	929740108	200.0000	DARUMA	10/11/2011	8.00	11,616.73	10,578.00	1,038.73	0.00	0.00
WABTEC CORP	929740108	130.0000	DARUMA	10/12/2011	5.20	7,718.83	6,875.70	843.13	0.00	0.00
WADDELL & REED FINL INC CL A	930059100	1,269.0000	SEIZERT	5/25/2011	50.76	47,048.91	49,012.60	0.00	-1,963.69	253.80
WATERS CORP	941848103	271.0000	ROTHSCHILD	2/17/2011	10.84	21,782.18	21,059.41	722.77	0.00	0.00

SCHEDULE 4C

Annual Statement of the Franklin Region Retirement System for the Year Ended 12/31/2011

Equities Sold During Month - Equities defined as stocks or options

A	B	C	D	E	F	G	H	I	J	
SECURITY NAME	CUSIP	SHARES	NAME OF MANAGER	DATE SOLD	COMM PAID	PROCEEDS FROM SALES	MARKET PRIOR YR END OR CUR COST BASIS	REALIZED GAIN	REALIZED LOSS	DIVIDENDS RECD
WATERS CORP	941848103	725.0000	SEIZERT	5/25/2011	29.00	70,831.13	56,339.75	14,491.38	0.00	0.00
WESTERN UN CO	959802109	2,818.0000	SEIZERT	5/25/2011	112.72	57,908.78	52,330.26	5,578.52	0.00	197.26
WEYERIAEUSER CO	962166104	486.0000	ROTHSCHILD	2/10/2011	19.44	11,923.78	9,199.98	2,723.80	0.00	821.40
WEYERIAEUSER CO	962166104	2,738.0000	SEIZERT	5/25/2011	109.52	59,714.63	51,830.34	7,884.29	0.00	0.00
WHITING PETE CORP NEW	966387102	774.0000	SEIZERT	5/25/2011	15.48	50,928.22	45,352.53	5,575.69	0.00	0.00
WRIGHT EXPRESS CORP	98233Q105	290.0000	DARUMA	2/8/2011	2.03	14,266.18	13,340.00	926.18	0.00	0.00
WRIGHT EXPRESS CORP	98233Q105	80.0000	DARUMA	5/18/2011	0.56	4,339.35	3,680.00	659.35	0.00	0.00
WRIGHT EXPRESS CORP	98233Q105	130.0000	DARUMA	6/20/2011	0.91	6,190.77	5,980.00	210.77	0.00	0.00
WRIGHT EXPRESS CORP	98233Q105	250.0000	DARUMA	7/25/2011	10.00	12,807.13	11,500.00	1,307.13	0.00	0.00
WRIGHT EXPRESS CORP	98233Q105	300.0000	DARUMA	7/26/2011	12.00	15,128.37	13,800.00	1,328.37	0.00	0.00
WRIGHT EXPRESS CORP	98233Q105	570.0000	DARUMA	8/11/2011	22.80	23,467.30	26,220.00	0.00	-2,752.70	0.00
WRIGHT EXPRESS CORP	98233Q105	790.0000	DARUMA	8/12/2011	31.60	33,609.74	36,340.00	0.00	-2,730.26	0.00
ZEBRA TECHNOLOGIES CORP CL A	989207105	1,663.0000	SEIZERT	5/25/2011	33.26	69,619.16	63,177.37	6,441.79	0.00	0.00
Totals:					16,844.45	12,148,639.66	12,121,532.45	1,006,585.83	-979,478.62	40,036.04

Schedule No. 5
Annual Statement of the Franklin Regional Retirement System for the Year Ended December 31, 2011
Schedule of Pooled Funds

PERAC Ledger Number	(A) Market Value at End of Previous Year	(B) Total Purchases this Year At Cost	(C) Reinvested Investment Income	(D) Realized Gain	(E) Realized Loss	(F) Unrealized Gain	(G) Unrealized Loss	(H) Total Sales/Redemptions this Year- Amount Received	(I) Cash Div/Distrib to System this Year	(J) Fees Paid	(K) =A+B+C+D-E-F-G+H-J Market Value at End of Year
1172	Rhumbline S&P 500 Index	6,586,939.31	1,400,000.02			1,420,275.03	1,213,601.66	855,499.98	-	7,715.00 *	7,338,112.72
1184	IR&M Pooled Bond Fund	8,869,330.80	1,600,000.00			795,379.91	138,684.20	378,000.00		32,887.68 *	10,748,026.51
1194-2	Prudential PRISA Fund	2,607,396.48	93,944.86		591,353.82	828,554.08	-	2,936,523.92		20,078.90 @	0.00
1194-3	Prudential Open-End Real Estate	2,376.03	-	-	-	-	-	-			2,376.03
1198	PRIT Cash Fund	-	2,788,485.55	0.40	-	-	-	2,066,031.46		-	722,454.49
1199	PRIT Core Fund	49,563,855.27	1,525,365.06	1,554,009.03	28,232.18	4,926,631.97	7,886,727.29			250,322.30	49,402,579.56
1194-1	PRIT Real Estate Fund	1,307,244.27	126,788.56	33,879.82	3,602.18	244,946.14	148,478.50			13,421.99	3,613,377.86
		68,937,142.16	7,854,507.31	1,746,098.88	623,188.18	8,215,787.13	9,389,491.65	6,236,055.36	-	324,425.87	71,826,927.17

* These fees are paid by invoice via the warrant process and therefore not deducted directly from these accounts.

@ Prudential was paid via warrant for the first three quarters, but the fourth (and final) quarter fee was deducted from the statement/account when the account was closed/finalized. Therefore, the sum of this row (left to right), not including "Fees Paid", has had the 4Q fee manually deducted from the "MV EOY" amount in order to bring it to zero.

Schedule No: 6

Annual Statement of the Franklin Regional Retirement System for the Year Ended December 31, 2011
Summary of Investments Owned

Category of Investment	Current Market Value	Interest Due and Accrued	Paid Accrued Interest on Purchases in Current Year	Commissions Paid During Current Year	Unrealized Gains	Unrealized Losses	Realized Gains	Realized Losses	Investment Income Received During Year
1 1040 - Cash	\$ 1,567,039.50	\$ 45.89							\$ 5,539.78
4 1170 - Equities	11,713,011.94			35,048.54	616,376.01	1,855,717.06	1,006,585.83	979,478.62	104,041.58
5 1172 - Pooled Domestic Equities	7,338,112.72				1,420,275.03	1,213,601.66	0.00	0.00	0.00
5 1181 - Pooled Domestic Fixed	10,748,026.51				795,379.91	138,684.20	0.00	0.00	0.00
5 1194 - Pooled Real Estate	3,615,753.89				1,073,500.22	148,478.50	33,879.82	594,956.00	220,733.42
1198 - PRIT Cash Fund	0.00								0.40
5 1199 - PRIT Core Fund	49,402,579.56				4,926,631.97	7,888,727.29	1,564,009.03	28,232.18	1,525,365.06
	84,384,524.12	45.89	-	35,048.54	\$8,832,163.14	11,245,208.71	2,594,474.68	1,602,666.80	1,855,660.24