



SEIZERT CAPITAL PARTNERS

Quarterly Report

Account

Franklin Regional Retirement System
Mid Cap
1293

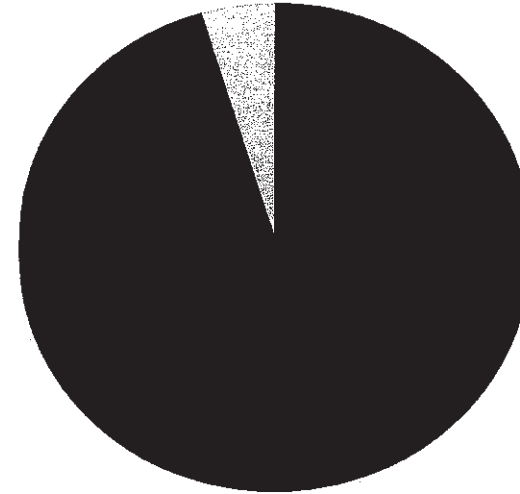
6/30/2017



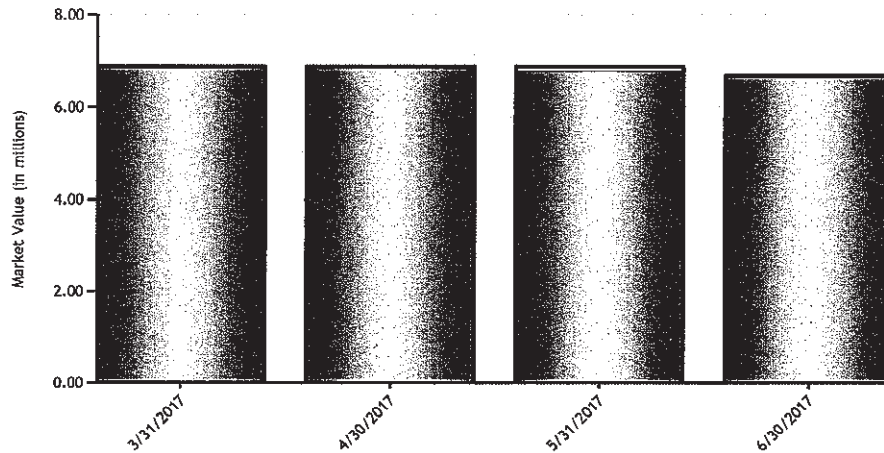
Activity Summary

	Quarter to Date	Year to Date
Beginning Value	6,880,443	7,533,823
Net Contributions/Withdrawals	-200,085	-1,307,270
Realized Gains	5,688	159,893
Unrealized Gains	8,904	282,297
Income Received	23,670	49,877
Ending Value	6,718,620	6,718,620

Portfolio Allocation as of 6/30/2017



Change in Portfolio



■ Beginning Market Value Plus Flows ▨ Ending Market Value

Asset Class	Market Value	% Assets	Curr. Yield
Equities	6,405,028	95.3	1.4
Cash and Equiv.	313,592	4.7	0.0
Total	6,718,620	100.0	1.3



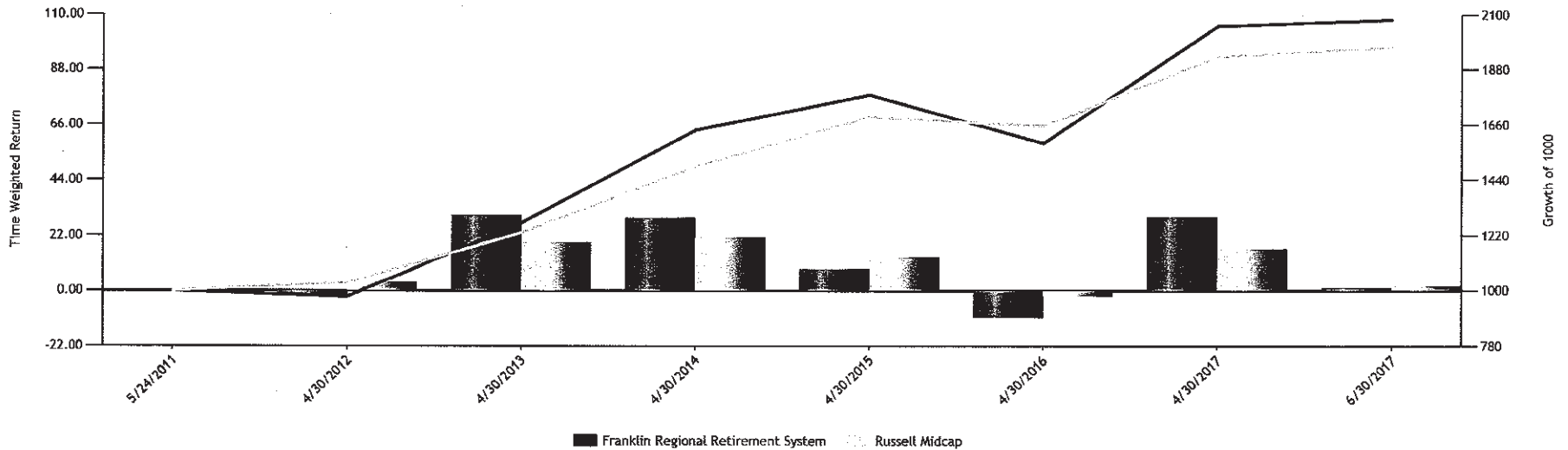
Performance History

Asset Class	Quarter To Date	Year To Date	Latest 1 Year
Equities	0.63	7.24	34.05
Fixed Income	0.00	0.00	0.00
Account	0.62	6.96	32.49

Index

Russell Midcap	2.70	7.99	16.48
----------------	------	------	-------

Time Weighted Return Since Inception 5/24/2011





Disclaimer & Terms

6/30/2017

Portfolio Overview:

Please note that the Activity Summary section of this report is reflected as a market value to market value performance measurement report, based on a specific time period and not based on original cost information. Therefore the realized and unrealized gains are not the actual gains for your portfolio.

Portfolio Appraisal:

We urge you to compare this report prepared by Seizert Capital Partners with the applicable account statement sent by your custodian. If you notice any discrepancies between the two statements, you should promptly contact your custodian. Please notify us if you do not receive account statements at least quarterly from your custodian.

Please notify us of any changes to your financial situation.

If you have any questions, please call 248-593-1500.