



SEIZERT CAPITAL PARTNERS

Quarterly Report

Account

Franklin Regional Retirement System

Mid Cap

1293

9/30/2017



Franklin Regional Retirement System
Mid Cap
1293

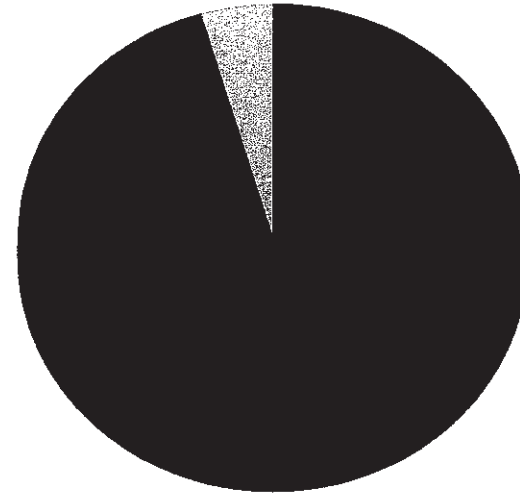
Portfolio Overview

Gross of Fees | US Dollar
6/30/2017 - 9/30/2017

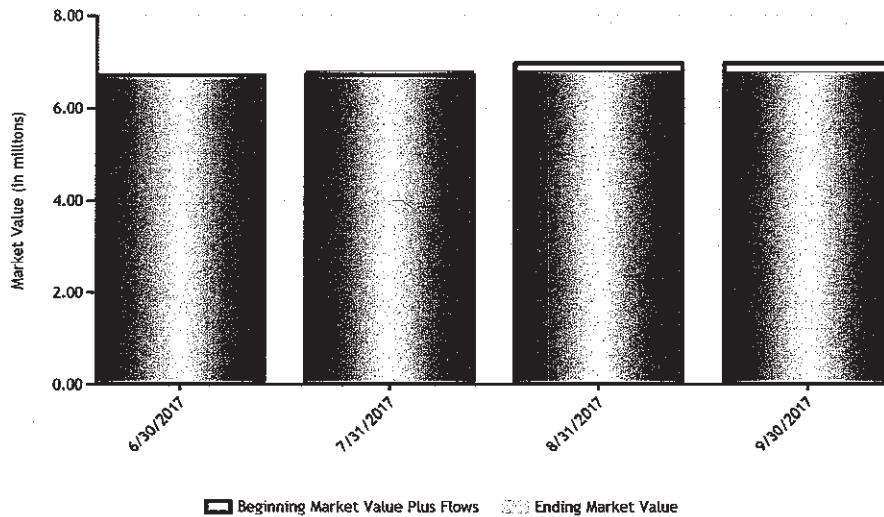
Activity Summary

	Quarter to Date	Year to Date
Beginning Value	6,718,620	7,533,823
Net Contributions/Withdrawals	250,000	-1,057,270
Realized Gains	-90,295	-52,684
Unrealized Gains	-111,859	292,721
Income Received	23,571	73,448
Ending Value	6,790,038	6,790,038

Portfolio Allocation as of 9/30/2017



Change in Portfolio



Asset Class	Market Value	% Assets	Curr. Yield
Equities	6,478,120	95.4	1.4
Cash and Equiv.	311,918	4.6	0.0
Total	6,790,038	100.0	1.3



Franklin Regional Retirement System
 Mid Cap
 1293

Performance Overview

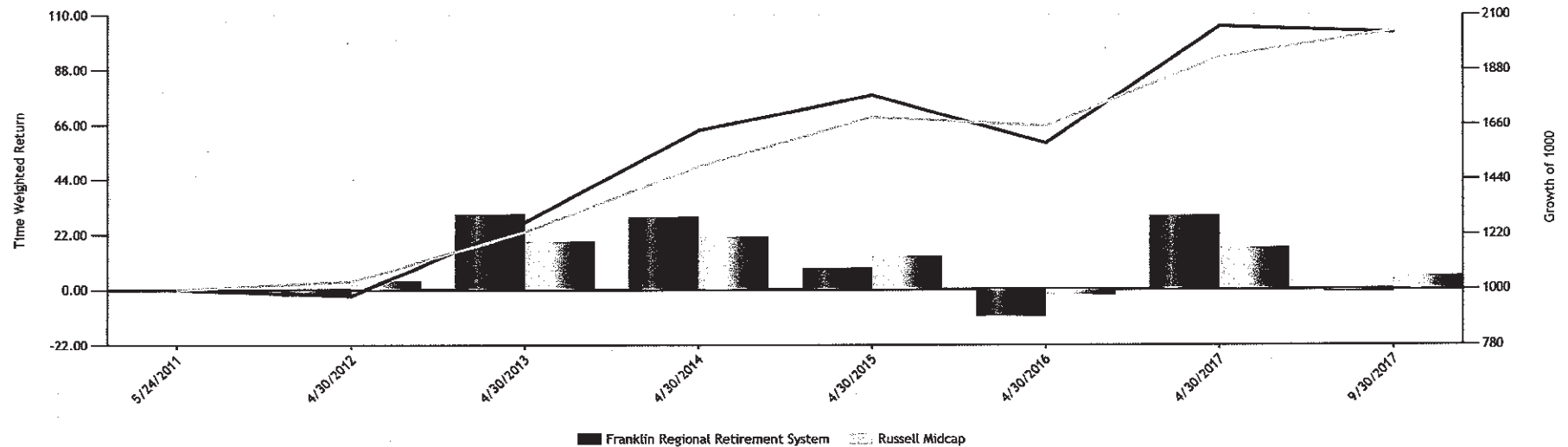
Gross of Fees | US Dollar
 9/30/2017

Performance History

Asset Class	Quarter To Date	Year To Date	Latest 1 Year
Equities	-2.51	4.55	16.54
Fixed Income	0.00	0.00	0.00
Account	-2.41	4.39	15.85

Index	Quarter To Date	Year To Date	Latest 1 Year
Russell Midcap	3.47	11.74	15.32

Time Weighted Return Since Inception 5/24/2011





Disclaimer & Terms

9/30/2017

Portfolio Overview:

Please note that the Activity Summary section of this report is reflected as a market value to market value performance measurement report, based on a specific time period and not based on original cost information. Therefore the realized and unrealized gains are not the actual gains for your portfolio.

Portfolio Appraisal:

We urge you to compare this report prepared by Seizert Capital Partners with the applicable account statement sent by your custodian. If you notice any discrepancies between the two statements, you should promptly contact your custodian. Please notify us if you do not receive account statements at least quarterly from your custodian.

Please notify us of any changes to your financial situation.

If you have any questions, please call 248-593-1500.