



**SEIZERT CAPITAL PARTNERS**

RECEIVED

APR 20 2018

FRRS

## Quarterly Report

**Account**

Franklin Regional Retirement System

Mid Cap

1293

3/31/2018

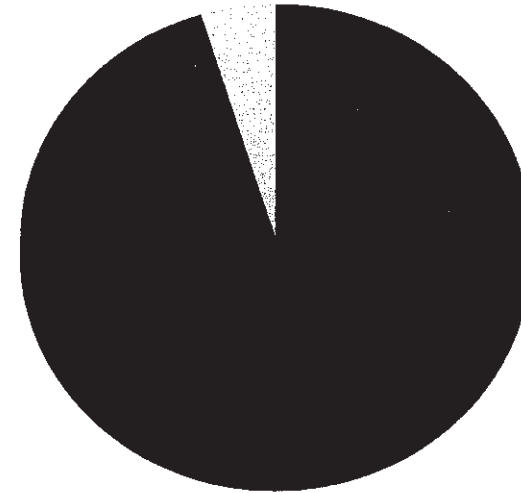


# Portfolio Overview


## Activity Summary

	Quarter to Date	Year to Date
<b>Beginning Value</b>	<b>6,991,133</b>	<b>6,991,133</b>
Net Contributions/Withdrawals	0	0
Realized Gains	2,359	2,359
Unrealized Gains	76,827	76,827
Income Received	22,750	22,750
<b>Ending Value</b>	<b>7,093,068</b>	<b>7,093,068</b>

## Portfolio Allocation as of 3/31/2018



## Change in Portfolio



■ Beginning Market Value Plus Flows    ○ Ending Market Value

Asset Class	Market Value	% Assets	Curr. Yield
Equities	6,754,824	95.2	1.3
Cash and Equiv.	338,244	4.8	0.0
<b>Total</b>	<b>7,093,068</b>	<b>100.0</b>	<b>1.3</b>



Franklin Regional Retirement System  
 Mid Cap  
 1293

# Performance Overview

Gross of Fees | US Dollar  
 3/31/2018

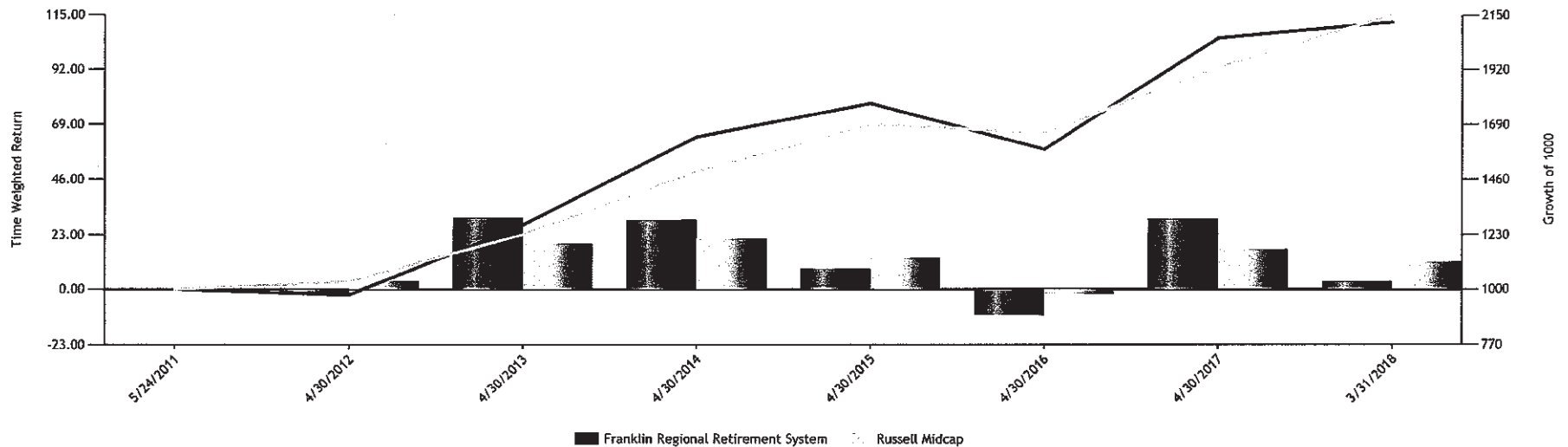
## Performance History

Asset Class	Quarter To Date	Year To Date	Latest 1 Year
Equities	1.52	1.52	2.64
Fixed Income	0.00	0.00	0.00
<b>Account</b>	<b>1.46</b>	<b>1.46</b>	<b>2.58</b>

Index	Quarter To Date	Year To Date	Latest 1 Year
Russell Midcap	-0.46	-0.46	12.20

## Time Weighted Return Since Inception 5/24/2011





## Disclaimer & Terms

3/31/2018

### Portfolio Overview:

Please note that the Activity Summary section of this report is reflected as a market value to market value performance measurement report, based on a specific time period and not based on original cost information. Therefore the realized and unrealized gains are not the actual gains for your portfolio.

### Portfolio Appraisal:

We urge you to compare this report prepared by Seizert Capital Partners with the applicable account statement sent by your custodian. If you notice any discrepancies between the two statements, you should promptly contact your custodian. Please notify us if you do not receive account statements at least quarterly from your custodian.

Please notify us of any changes to your financial situation.

If you have any questions, please call 248-593-1500.

Seizert Capital Partners  
**BROKER COMMISSIONS**  
*From 01-01-18 to 03-31-18*

Portfolio	Total
Block Cross	
Block Cross	
Franklin Regional Retirement System	3
SUBTOTAL	3
TOTAL	3
Bloomberg	
Bloomberg	
Franklin Regional Retirement System	25
SUBTOTAL	25
TOTAL	25
Instinet	
Instinet	
Franklin Regional Retirement System	226
SUBTOTAL	226
TOTAL	226
ITG	
ITG	
Franklin Regional Retirement System	340
SUBTOTAL	340
TOTAL	340
ITG-Bids	
ITG-Bids	
Franklin Regional Retirement System	2
SUBTOTAL	2
TOTAL	2

Seizert Capital Partners  
**BROKER COMMISSIONS**  
*From 01-01-18 to 03-31-18*

<u>Portfolio</u>	<u>Total</u>
Liquidnet (clears thru GS 005)	
Liquidnet (clears thru GS 005)	
Franklin Regional Retirement System	169
SUBTOTAL	169
TOTAL	169
<b>GRAND TOTAL</b>	<b>764</b>