



SEIZERT CAPITAL PARTNERS

Quarterly Report

Account

Franklin Regional Retirement System

Mid Cap

1293

12/31/2018



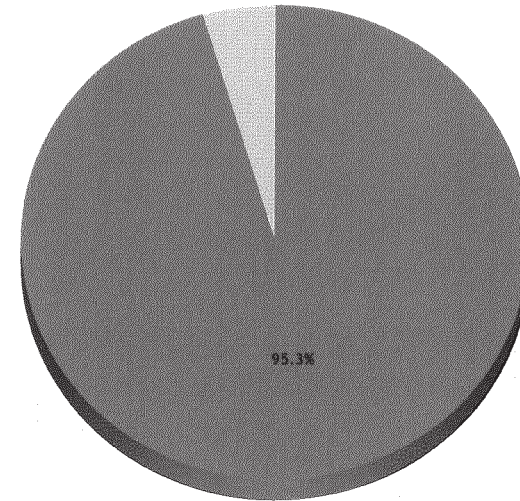
Portfolio Overview

Gross of Fees | US Dollar
9/30/2018 - 12/31/2018

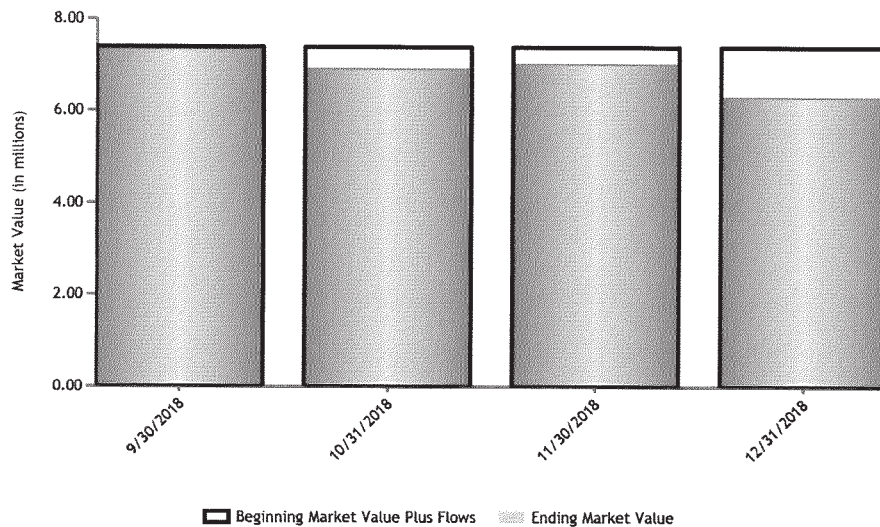
Activity Summary

	Quarter to Date	Year to Date
Beginning Value	7,380,955	6,991,133
Net Contributions/Withdrawals	852	852
Realized Gains	1,065	21,357
Unrealized Gains	-1,100,133	-801,913
Income Received	28,053	99,364
Ending Value	6,310,792	6,310,792

Portfolio Allocation as of 12/31/2018



Change in Portfolio



Asset Class	Market Value	% Assets	Curr. Yield
Equities	6,015,988	95.3	1.7
Cash and Equiv.	294,805	4.7	0.0
Total	6,310,792	100.0	1.6



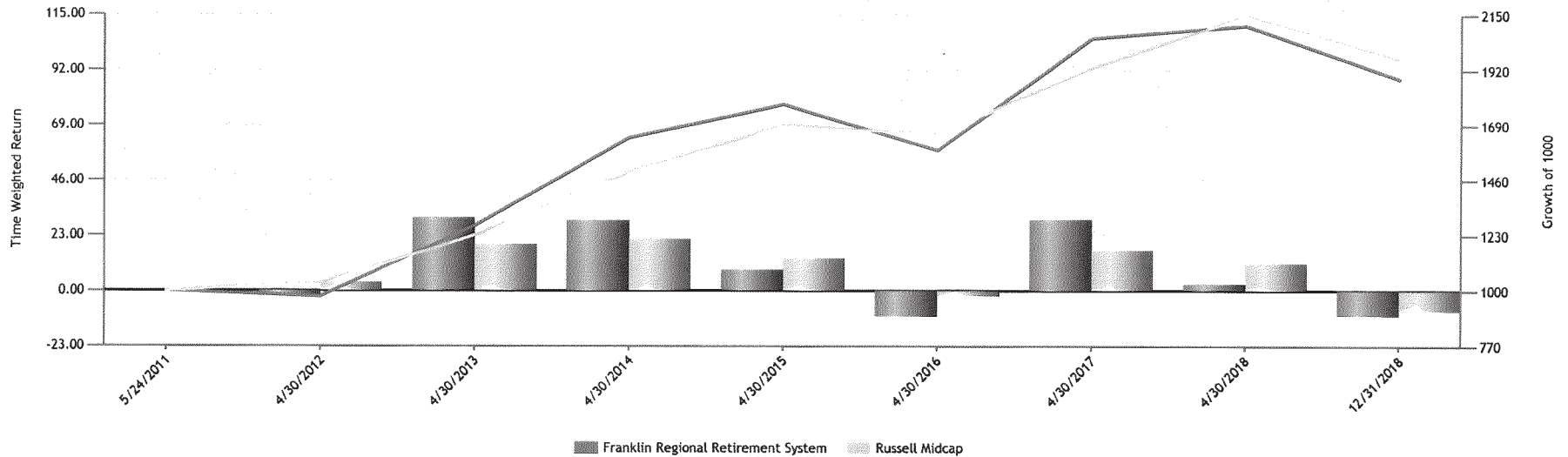
Performance History

Asset Class	Quarter To Date	Year To Date	Latest 1 Year
Equities	-15.21	-10.29	-10.29
Fixed Income	0.00	0.00	0.00
Account	-14.51	-9.74	-9.74

Index

Russell Midcap	-15.37	-9.06	-9.06
----------------	--------	-------	-------

Time Weighted Return Since Inception 5/24/2011





Disclaimer & Terms

12/31/2018

Portfolio Overview:

Please note that the Activity Summary section of this report is reflected as a market value to market value performance measurement report, based on a specific time period and not based on original cost information. Therefore the realized and unrealized gains are not the actual gains for your portfolio.

Portfolio Appraisal:

We urge you to compare this report prepared by Seizert Capital Partners with the applicable account statement sent by your custodian. If you notice any discrepancies between the two statements, you should promptly contact your custodian. Please notify us if you do not receive account statements at least quarterly from your custodian.

Please notify us of any changes to your financial situation.

If you have any questions, please call 248-593-1500.

Seizert Capital Partners
BROKER COMMISSIONS

From 10-01-18 to 12-31-18

Portfolio	Total
Abel/Noser (clears 0824)	
Abel/Noser (clears 0824)	5
Franklin Regional Retirement System	5
SUBTOTAL	5
TOTAL	5
Block Cross	
Block Cross	
Franklin Regional Retirement System	11
SUBTOTAL	11
TOTAL	11
Credit Suisse First Boston	
Credit Suisse First Boston	
Franklin Regional Retirement System	11
SUBTOTAL	11
TOTAL	11
Instinet	
Instinet	
Franklin Regional Retirement System	161
SUBTOTAL	161
TOTAL	161
ITG	
ITG	
Franklin Regional Retirement System	299
SUBTOTAL	299
TOTAL	299

Seizert Capital Partners
BROKER COMMISSIONS
From 10-01-18 to 12-31-18

<u>Portfolio</u>	<u>Total</u>
ITG-Bids	
ITG-Bids	
Franklin Regional Retirement System	12
SUBTOTAL	12
TOTAL	12
Liquidnet (clears thru GS 005)	
Liquidnet (clears thru GS 005)	
Franklin Regional Retirement System	12
SUBTOTAL	12
TOTAL	12

GRAND TOTAL **512**